







Child Safety Week

1st to 7th
June 2026




Making prevention possible



child accident
prevention trust



**Child safety
alerts and top
tips for parents
and carers**



capt.org.uk/sign-up

How flat is your battery?

Even a used button battery can harm your young child.

It can still burn through their food pipe if they swallow one and it gets stuck.

So why keep them in your home?



Recycle while you shop - it's easier than ever

Step 1



Put used batteries in a box and keep it up high

Step 2



Grab the box when you pick up your shopping bags

Step 3



Pop them in the battery recycling bin at the supermarket

Remember, don't throw used batteries away



+BIPBA-

British and Irish Portable Battery Association

child accident
prevention trust 

Button batteries - where are yours?

Button batteries can badly hurt or kill a small child. If they swallow one and it gets stuck, it can burn a hole through their food pipe.

Know where yours are, so you can keep your child safe.



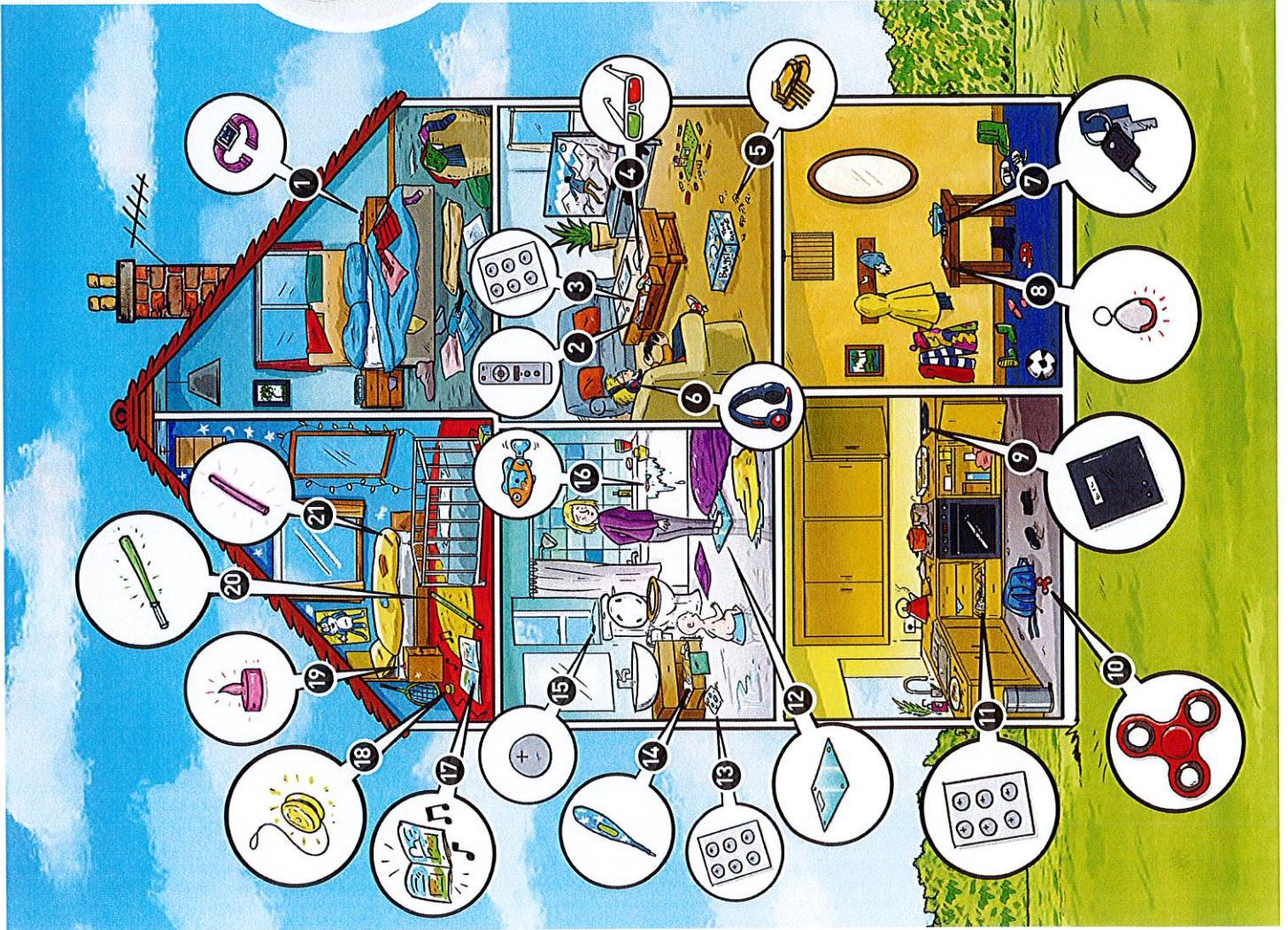
Five top tips

- Look around your home for button batteries. Think toys, lights, remote controls and more.
- Check for products with loose backs and button batteries that have dropped out.
- Store button batteries in a safe place, up high and out of your child's reach.
- Dispose of used button batteries as soon as you can. They are still unsafe.
- Act if you think your child may have swallowed a button battery, go straight to A&E or call an ambulance.


For more help



- | | |
|-----------------------------|---------------------------|
| 1. Fitness tracker | 12. Bathroom scales |
| 2. Remote control | 13. Spare batteries |
| 3. Spare batteries | 14. Thermometer |
| 4. 3D glasses | 15. Flat battery |
| 5. Robot bug toy | 16. Robo fish |
| 6. Gaming headset | 17. Musical greeting card |
| 7. Car key | 18. Light-up yo-yo |
| 8. Key finder | 19. Tea light |
| 9. Kitchen scales | 20. Light saber |
| 10. Light up fidget spinner | 21. Flashing wand |
| 11. Spare batteries | |



Button batteries can badly hurt or kill a small child if they swallow one



Look

around your home for button batteries. Think toys, lights, remote controls and more.



Check

for products with loose backs and button batteries that have dropped out.



Store

button batteries in a safe place, up high and out of your child's reach.



Dispose

of used button batteries as soon as you can. They are still unsafe.




Act

If you think your child may have swallowed a button battery, go straight to A&E or call an ambulance.



 capt.org.uk


 [@ChildAccidentPreventionTrust](https://www.facebook.com/ChildAccidentPreventionTrust)

 [@capt_charity](https://www.instagram.com/capt_charity)


child accident
prevention trust

Magnets can rip holes in your child's gut

Magnets can be great fun.
But it's really dangerous
if a child swallows them.



They can attract to each
other inside the body, cut
off the blood supply and
tear holes in the gut.

A child may need major surgery
to remove them. So, keep them
away from young children. And
teach older children the risks.



If you suspect a child has swallowed
magnets, get medical help straight away.

Scan to learn more



Chemicals in cleaning products can cause serious harm




Keep cleaning products out of reach



 capt.org.uk




 [@ChildAccidentPreventionTrust](https://www.facebook.com/ChildAccidentPreventionTrust)

 [@capt_charity](https://www.instagram.com/capt_charity)

child accident
prevention trust 

Trigger times

Teach your child to leave your dog alone when they are:

-  **Sleeping - no-one likes to be woken up suddenly.**
-  **Eating or having a treat - they might think you're going to take their food.**
-  **Have a toy or something else they really like - they might not want to share!**



 capt.org.uk

 [@ChildAccidentPreventionTrust](https://www.facebook.com/ChildAccidentPreventionTrust)

 [@capt_charity](https://www.instagram.com/capt_charity)

child accident
prevention trust 

When you cross the road remember:



THINK

Find the safest place to cross. Where possible, use a pedestrian crossing.

STOP

Stand on the pavement near the kerb and make sure that you can see the traffic.

LOOK AND LISTEN


Look all around you for traffic and be sure to listen carefully for things you can't see.

WAIT

Wait until it's safe to cross. If traffic is coming, let it pass. If you're not sure, don't cross.

LOOK AND LISTEN AGAIN

When it is safe, walk straight across the road. Don't run. Keep looking and listening.



capt.org.uk



[@ChildAccidentPreventionTrust](https://www.facebook.com/ChildAccidentPreventionTrust)




[@capt_charity](https://www.instagram.com/capt_charity)



child accident
prevention trust



Blind cords can strangle small children



Fit a cleat hook or tensioner to keep them safely out of reach



 capt.org.uk

 [@ChildAccidentPreventionTrust](https://www.facebook.com/ChildAccidentPreventionTrust)

 [@capt_charity](https://www.instagram.com/capt_charity)

child accident
prevention trust 

Keep water beads away from young children

Children love water beads. But it's really dangerous if a young child swallows them.



They expand in the belly and can block the bowel. Some grow as big as golf balls.

A child may need major surgery to remove them. So please keep them away from young children.



If you suspect a child has swallowed a water bead, get medical help straight away.

Scan to learn more



**30 children
go to hospital
with a hot
drink burn
every day**



**Please
keep hot
drinks
out of
reach**



 [capt.org.uk](https://www.capt.org.uk)

 [@ChildAccidentPreventionTrust](https://www.facebook.com/ChildAccidentPreventionTrust)


 [@capt_charity](https://www.instagram.com/capt_charity)

child accident
prevention trust 

What do sausages and grapes have in common?




capt.org.uk/choking



 capt.org.uk

 [@ChildAccidentPreventionTrust](https://www.facebook.com/ChildAccidentPreventionTrust)

 [@capt_charity](https://www.instagram.com/capt_charity)



 capt.org.uk



 [@ChildAccidentPreventionTrust](https://www.facebook.com/ChildAccidentPreventionTrust)

 [@capt_charity](https://www.instagram.com/capt_charity)

Baby bath seats are not safety devices


Drowning is quick and quiet


**Don't leave your baby alone in one
- even for a moment**



 capt.org.uk

 [@ChildAccidentPreventionTrust](https://www.facebook.com/ChildAccidentPreventionTrust)

 [@capt_charity](https://www.instagram.com/capt_charity)

child accident
prevention trust 

Safe baby bath time

Babies and young children can drown in very little water with no sound to warn you it's happening



Get everything ready before you start



Keep small children within arm's reach to keep them safe from drowning



Remember, bath seats aren't safety devices. Babies can slip out or it can tip over



If you need to leave the bathroom take your child with you



 capt.org.uk

 [@ChildAccidentPreventionTrust](https://www.facebook.com/ChildAccidentPreventionTrust)

 [@capt_charity](https://www.instagram.com/capt_charity)

child accident
prevention trust 

Nappy sacks warning!



Young babies under six months naturally grasp things and pull them to their mouths, but then find it difficult to let go.



As nappy sacks are very thin, they can cling to a baby's face as they breathe in and result in suffocation or choking.




Keep nappy sacks well out of reach of children and never put them in a buggy or cot.



 [capt.org.uk](https://www.capt.org.uk)

 [@ChildAccidentPreventionTrust](https://www.facebook.com/ChildAccidentPreventionTrust)

 [@capt_charity](https://www.instagram.com/capt_charity)

child accident
prevention trust 



Open windows warning



Keep low furniture away from open windows so that children can't climb up and fall out



Install window catches (to limit how far they can open) and locks if you can



If you opt for a lock keep the keys somewhere you can find them in case of emergencies




 capt.org.uk

 [@ChildAccidentPreventionTrust](https://www.facebook.com/ChildAccidentPreventionTrust)

 [@capt_charity](https://www.instagram.com/capt_charity)

child accident
prevention trust 



capt.org.uk/child-safety-week