




# Welcome to the Reception Class



East Ayton Primary School  
September 2024

# School Day

Morning ~ 8.50 - 11.30

Lunchtime ~ 11.30 - 12.00

Afternoon ~ 12.00 - 3.20



# What I need to bring



Spray or roll on



# Who will I meet?



Mrs Nellist ~ Headteacher



Miss Wilbourne ~ Deputy Headteacher



Ms Lawton ~ Class Teacher

# All about me

My Name is...

My Birthday is on:

My friends are...

This is my family...

# All about me

I will usually be brought to school by...

I will usually be collected by...

# All about me

Please put some photographs of your child in this box.

# All about me

At home I play with...

This is where I live...

This is my favourite activity...

Things I am good at...

Sometimes I feel unhappy when...



# All about me

Things to do which soothe, calm or comfort me if I become upset...

Is there anything else you would like us to know or are concerned about?

What stage of toilet training is your child at?

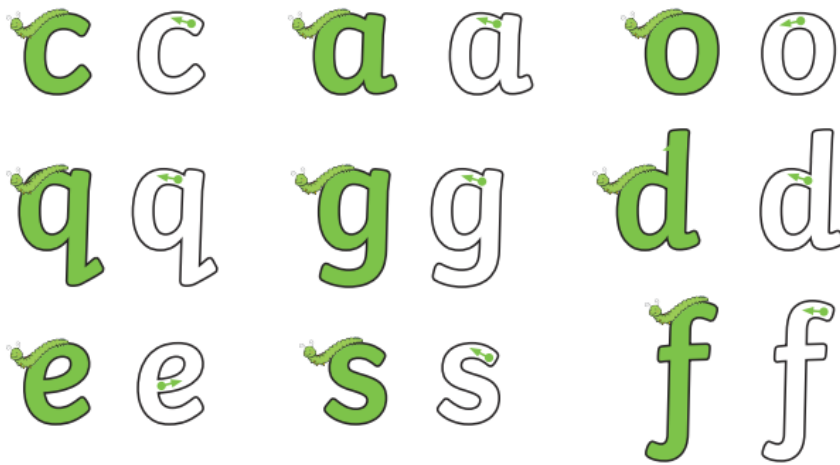
# All about my Pre-School Experience

Name of setting or childminder	Date attended from	Date attended to	Number of hours attended per week

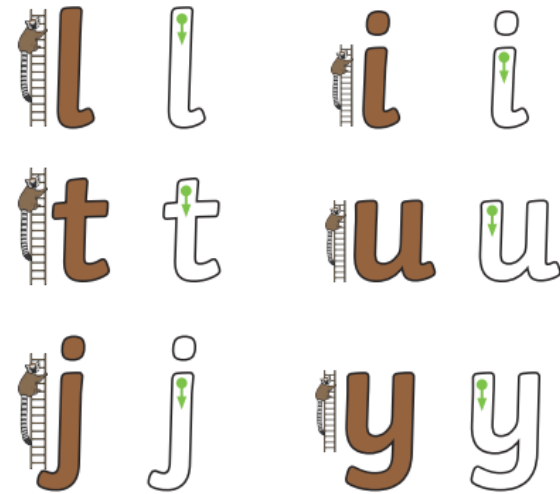
Other useful information:

# Writing letters


## Curly Caterpillar Letters



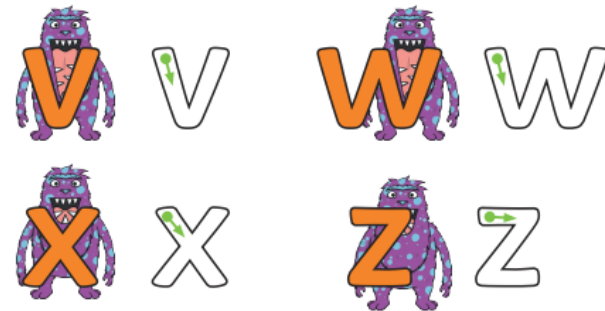
## Ladder Letters



## One Armed Robot Letters



## Zigzag Monster Letters



# Writing numbers



Around to my left to find my hero, back to the top, I've made a zero.



A downward stroke, my that's fun. Now I've made the number one.



Half a heart says "I love you." Add a line. Now I've made the number two.



Around the tree, around the tree, now I've made the number three.



Down and across and down once more, now I've made the number four.



Draw the hat, the back and the belly. It's a five. Watch out, it might come alive!



Bend down low to pick up sticks. Now I've made the number six.



Across the sky and down from heaven. Now I've made the number seven.



Make an "S" and close the gate. Now you've made the number eight.

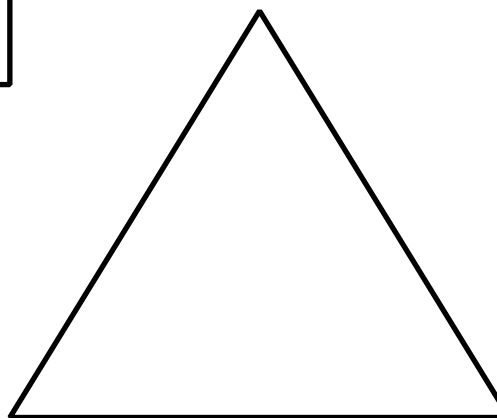





Make an oval and a line. Now I've made the number nine.



A downward stroke, that's my one. Add a zero, that's my number ten done!

# Shapes and Colours



# Do you like to write or draw?

You can use the space below.

Take a look at some videos to help with  
the transition into the Reception Class

**How Reception children come into school**

[https://youtu.be/-C5N\\_E\\_9RkA](https://youtu.be/-C5N_E_9RkA)

**Our Outdoor Classroom**

[https://youtu.be/80y\\_mrDRuYg](https://youtu.be/80y_mrDRuYg)