

Tuesday 25th January

Maths – Recognise numbers

Phonics – Recap/ Consolidation

Literacy – Jack & The Beanstalk

Music – Interactive Music Class



# Maths

Count your 10x tables

## Main Focus

Count to establish how many; understand that if the objects are rearranged there are still the same number



# Maths

Main Focus - Groups Estimate how many objects you may have. Tell someone or write your answer on paper. Put the objects in a line and count. Was your guess correct?

Up to 10 objects/toys etc (Yellow/Red Group)

Up to 15 objects/toys etc (Green Group)

Up to 20 objects/toys etc (Purple/Blue Group) Extend by adding more objects to estimate. Count the objects in a row and write the correct numeral by the side of it. If you are at home you can use objects to make the learning opportunity as practical as possible (pegs, buttons, lego etc)



# Maths

## My 0 to 50 Number Line



0 1 2 3 4 5 6 7 8 9 10 11 12 13 14 15 16 17 18 19 20 21 22 23 24 25


























26 27 28 29 30 31 32 33 34 35 36 37 38 39 40 41 42 43 44 45 46 47 48 49 50



# Phonics

Tricky Words <https://www.youtube.com/watch?v=TvMyssfAUx0>

- Recap Phase 2 Sounds, Tricky Words. Practise writing the tricky words

Phase 2									
Sounds				Tricky Words					
s 	a 	t 	p 	i 	n 	m 	d 	I	no
g 	o 	c 	k 	ck 	e 	u 	r 	the	to
h 	b 	f 	ff 	l 	ll 	ss 		into	go



# Phonics

Due to the nature of our phonics lessons and how we split in smaller groups based on children's phonic levels there will be a recap consolidation of activities for Phase 2. I advise children to continue with their reading book each day and having a look at their sounds flash cards that have been sent home this last week.



# Phonics

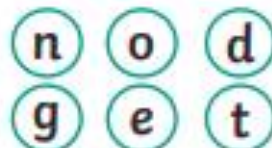
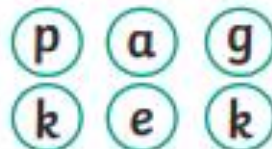
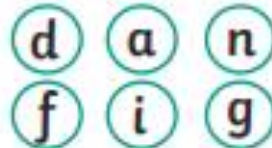
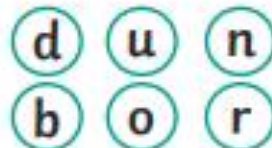
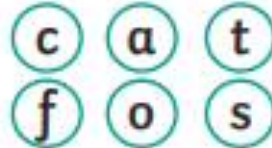
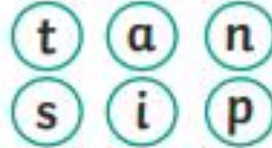
## Phase 2 Say It, Join It, Write It Activity 1

Look at the picture. Say the word. Join the letters to build the word then, write the word in the boxes.

say it



join it



write it

--	--	--

--	--	--

--	--	--

--	--	--

--	--	--

--	--	--





# Literacy

Join in with the song that tells this weeks story  
<https://www.youtube.com/watch?v=pf9cVnfyhjM>

## Jack and The Beanstalk Matching Activity

**Cut out the text boxes and the pictures. Match them and put them in the correct order.**






# Literacy

Jack takes some gold, a singing harp and a hen that lays golden eggs.



Jack is chased by the giant. Jack's mother cuts down the beanstalk with an axe.



Jack sells his cow for some magic beans.



At the top of the beanstalk lives a giant in a castle.



The magic beans grow into a beanstalk and Jack climbs it.



# Music –

Interactive early years music class - Shakey shake your Shakers!

<https://www.youtube.com/watch?v=8tONT7ZaYbY>

