

Remote Learning – Class 4

Tuesday 9th November 2021

09.11.21

Maths



Measure Perimeter

- Today in Maths we are looking at measuring perimeter.
- Please use the link below to understand how we measure perimeter.
- Link: (Measure Perimeter)

<https://whiterosemaths.com/homelearning/year-4/week-9-measurement-length-perimeter/>

Measure perimeter

- 1 Here are two rectangles.



Use a piece of wool to measure the perimeter of each rectangle.

How much wool did you need for each one?


Give units with your answer.

A =

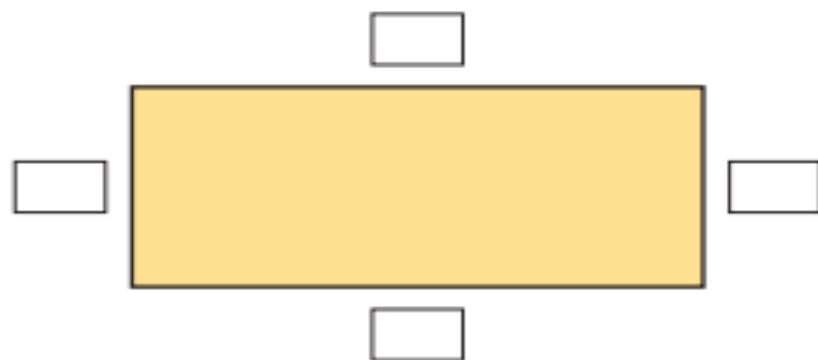
B =



- 2 Use a piece of wool to measure the perimeter of the hexagon.
How much wool did you need? Give units with your answer.



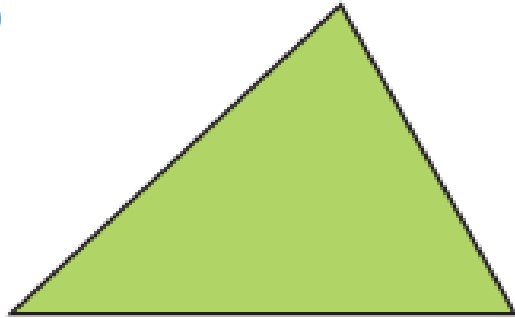
- 3 a) Measure each side of the rectangle and label it.



- b) What is the perimeter of the rectangle?

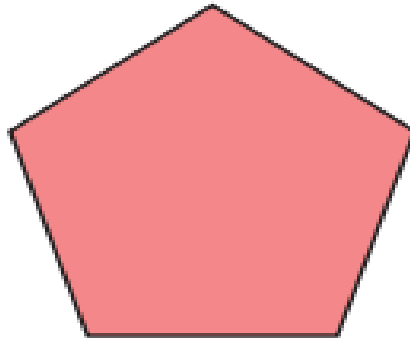
4 Measure the perimeter of each shape.

a)



perimeter =

b)



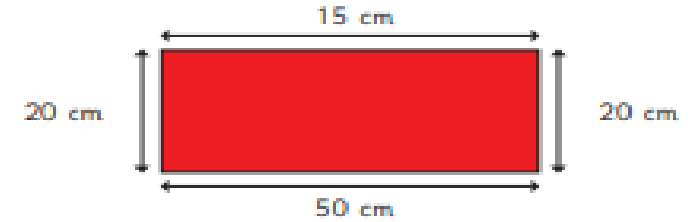
perimeter =

5 Draw a triangle with a perimeter of 15 cm.



6 Aisha is working out the perimeter of a rectangle.

She measures the length of all 4 sides and labels the rectangle.

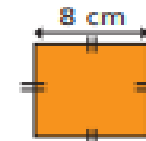


How do you know that Aisha's measurements are wrong?

7 Is it possible to work out the perimeter of each shape?

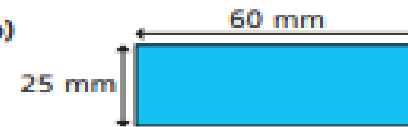
Circle your answer.

a)



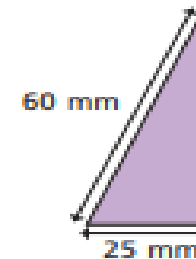
yes no

b)



yes no

c)



yes no

How do you know whether you can or cannot find the perimeter of each shape?

Talk about it with a partner.

Literacy

Setting Description - Rainforest

Jungle Senses

See

bright
animals
sunshine
mud
leaves
greenery
trees
tigers
blue sky



Hear

parrots squawking
water falling
tigers growling
ants crawling
snakes hissing
trees swaying
frogs calling



Smell

fragrant
cut grass
woody
pleasant
rotten
manure
pungent



Touch

scaled
soft
rough
silky
bumpy
wet
furry
bushy
prickly





How might you describe the rainforest setting?

- Consider your different senses. Try to record some thoughts underneath the following subheadings.

Smell


Hearing

Touch

See

Independent Activity

- Please write a setting description on the rainforest. When you write this remember to explore your different senses such as sight, smell and hearing. Remember to organise your writing in paragraphs and see if you can include some figurative language such as alliteration, similes and metaphors. Entertain the reader!



20 vertical lines for writing or drawing.

Religious Education

Gandhi

Gandhi was a Hindu who
believed in and was
committed to non violence.

Whenever you are
confronted with an
opponent, conquer him
with love.

You must be the
change you wish
to see in the
world.

*In a gentle way you
can shake the
world.*

*First they ignore you,
then they laugh at
you, then they fight
you, then you win.*

I object to violence
because when it appears
to do good, the good is
only temporary; the evil
it does is permanent.

Nobody can hurt me
without my
permission.

Nonviolence is a
weapon of the
strong.

_You can chain me, you can torture me, you can even destroy this body, but you will never imprison my mind.

What situations do you think are unfair in the world?

How would applying the quotes of Gandhi help?

Task

Draw a picture of a situation that we have discussed, such as falling out with your friend at football.

Write a few sentences to describe what is happening in your picture.

Write a quote from Gandhi that would help to improve the situation. How would Gandhi have improved the situation?

Now draw a picture of the improved situation and write a sentence to describe what is happening.