

Class 2

Tuesday

- Maths
- English
- Reading
- PE
- Music

Maths




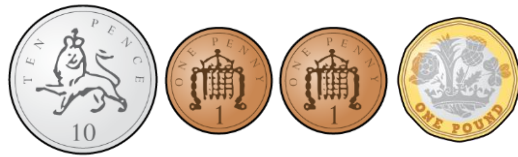
Lesson objective: I can think of different combinations to make the same amount of money

Go through the lesson presentation then complete the worksheet.



Click here to watch an interactive lesson:


<https://whiterosemaths.com/homelearning/year-2/week-10-measurement-money/>

Compare the amounts





Compare the amounts

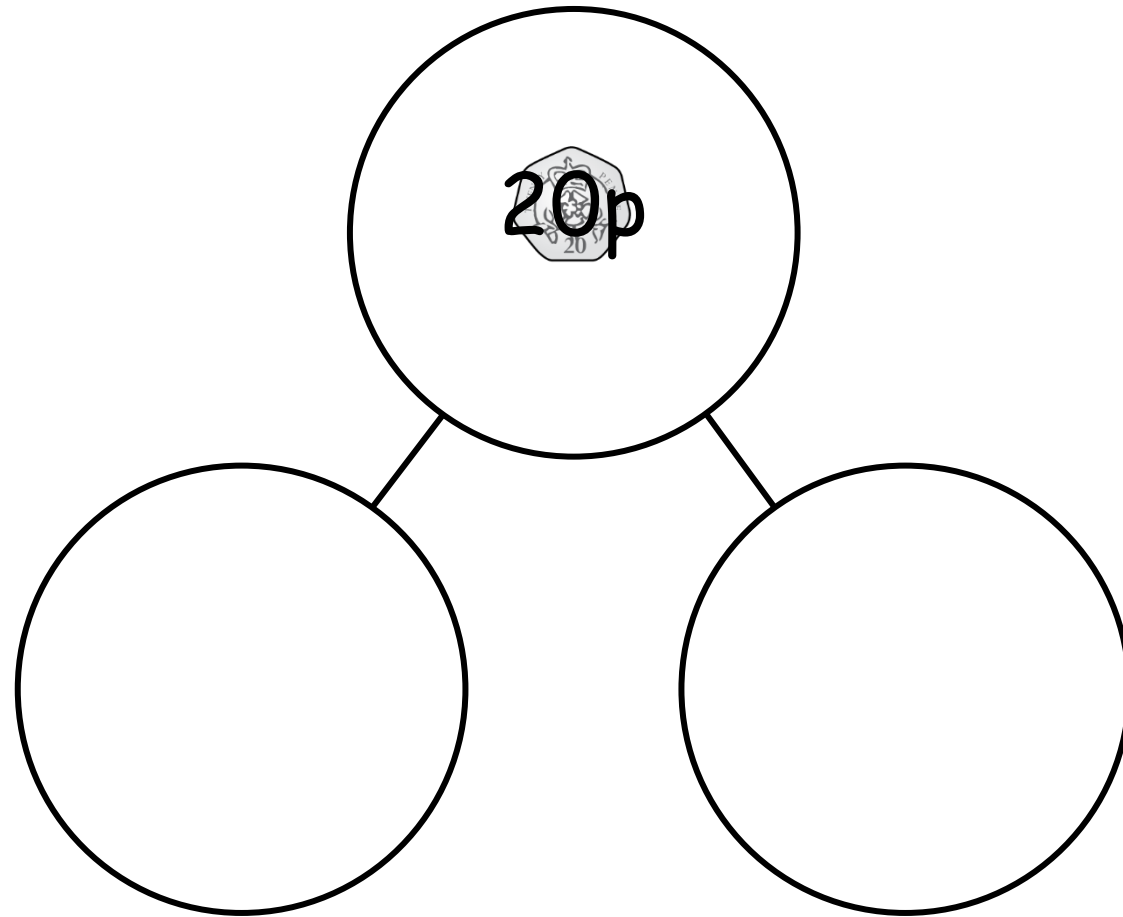




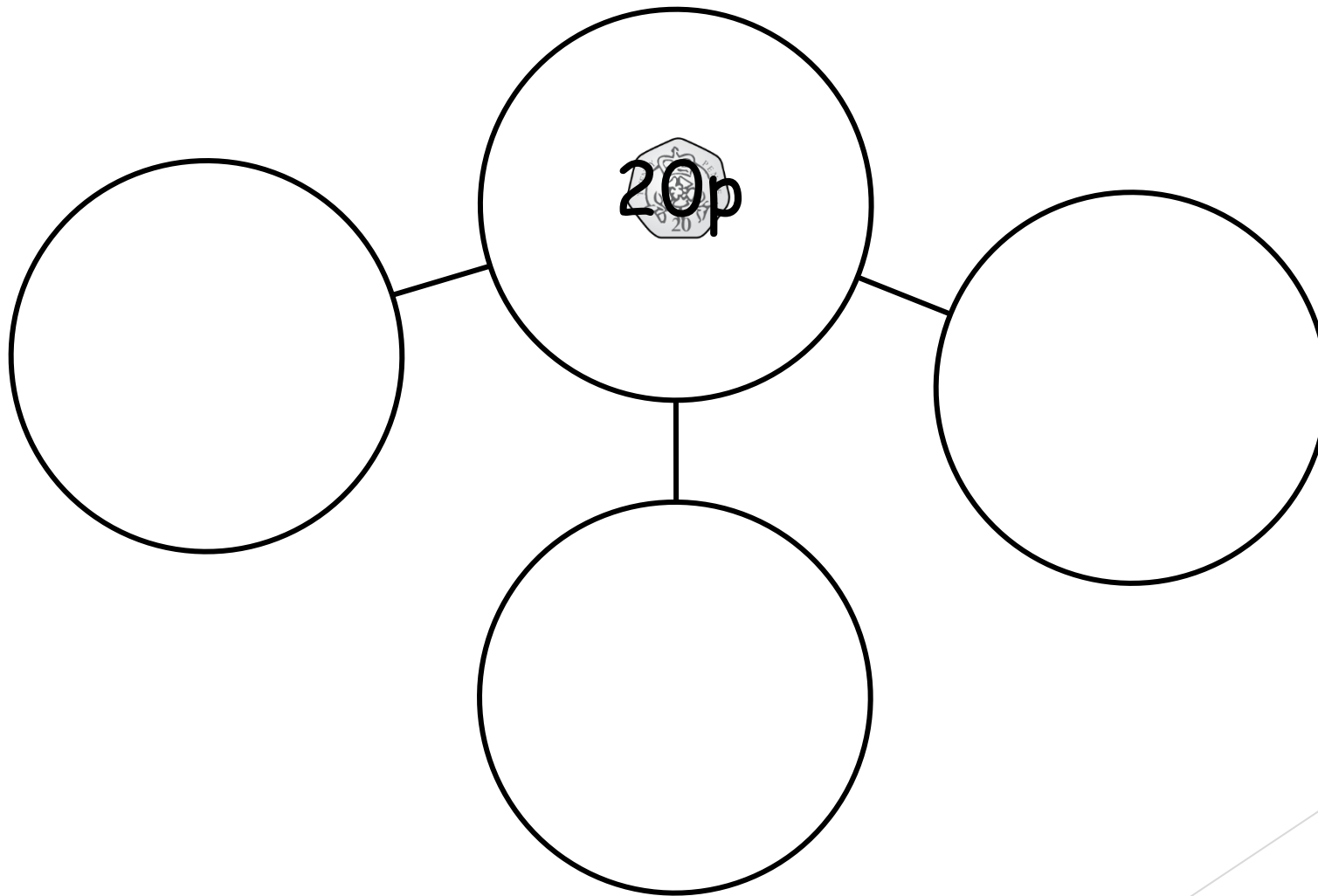
Have a think 



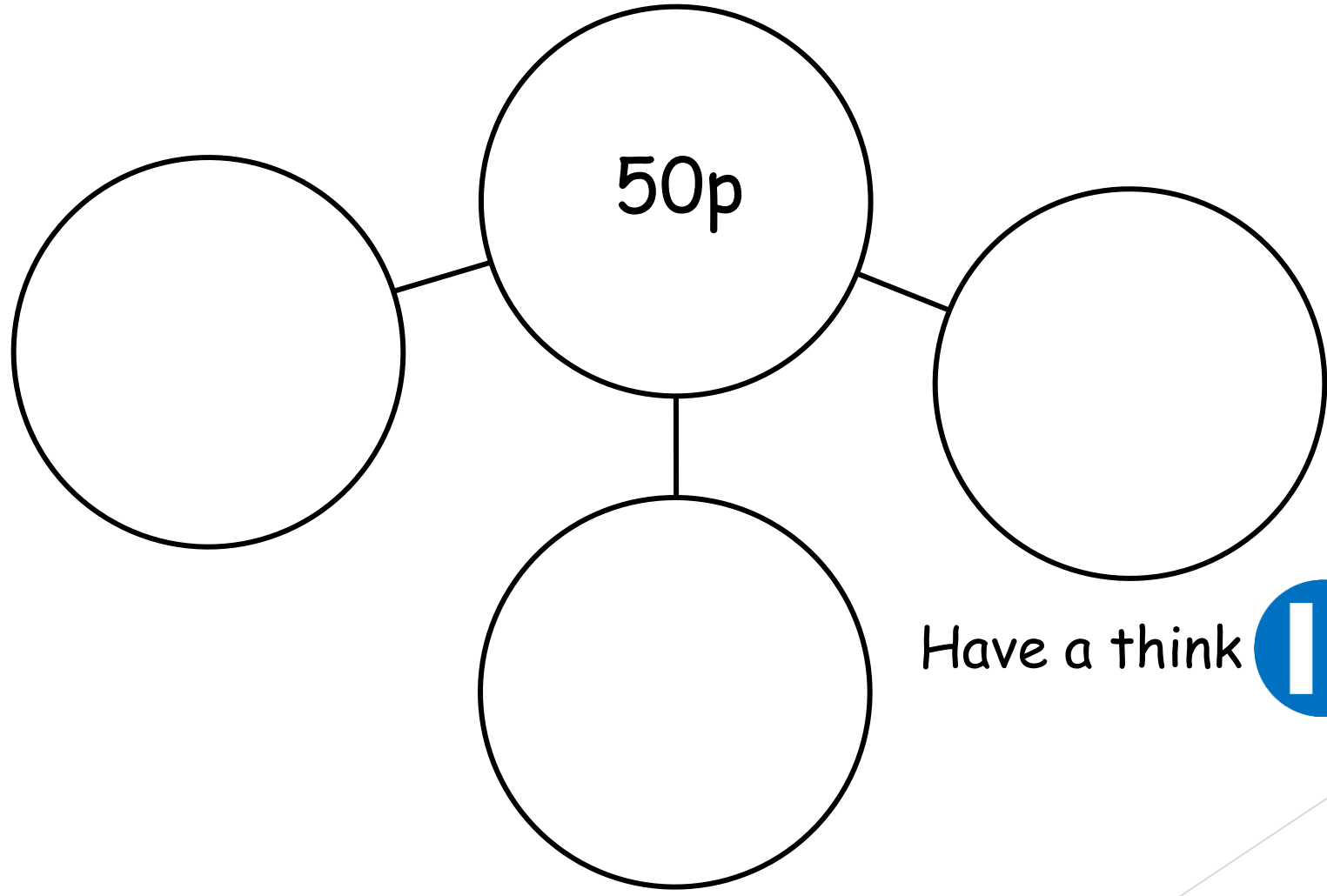
Are the amounts the same? Can you use the Greater Than symbol to show what amount is the greatest?



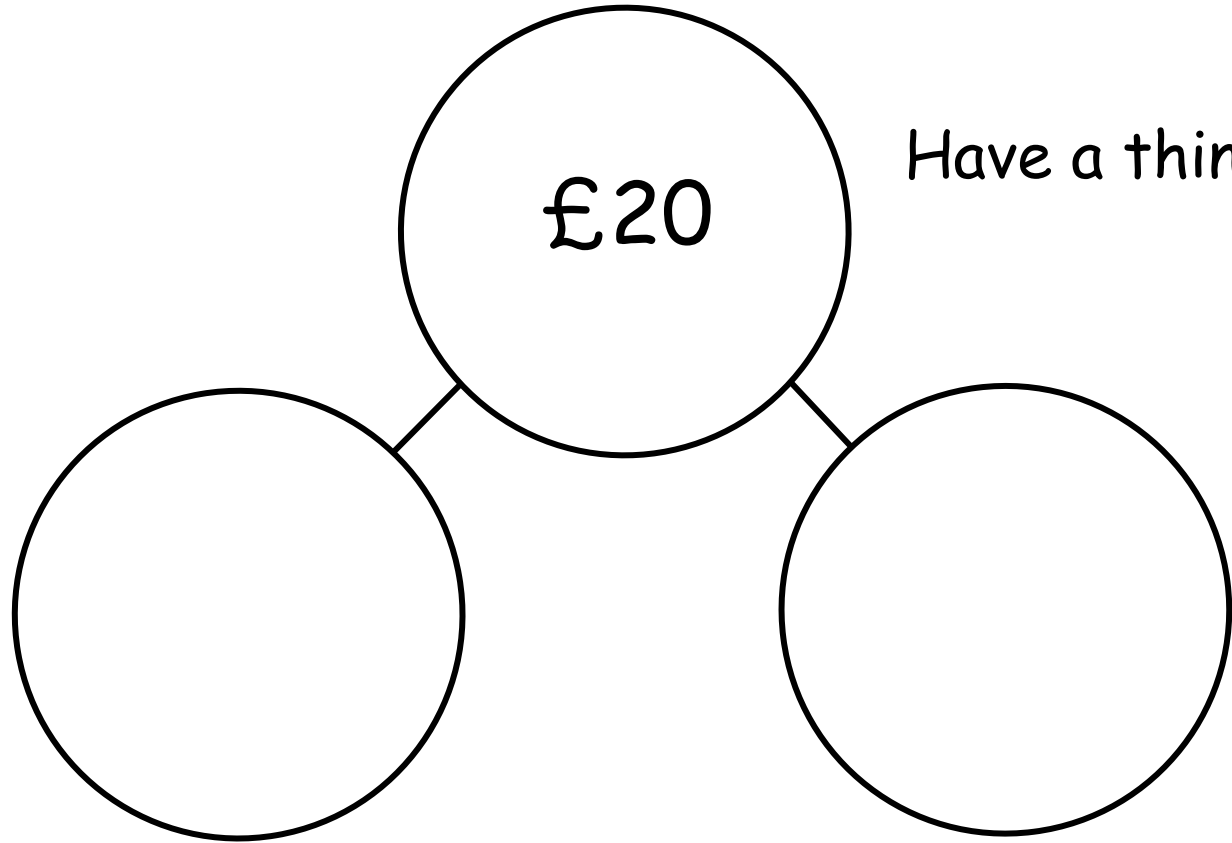
What different coins can you use to make 20p?




What different coins can you use to make 20p?

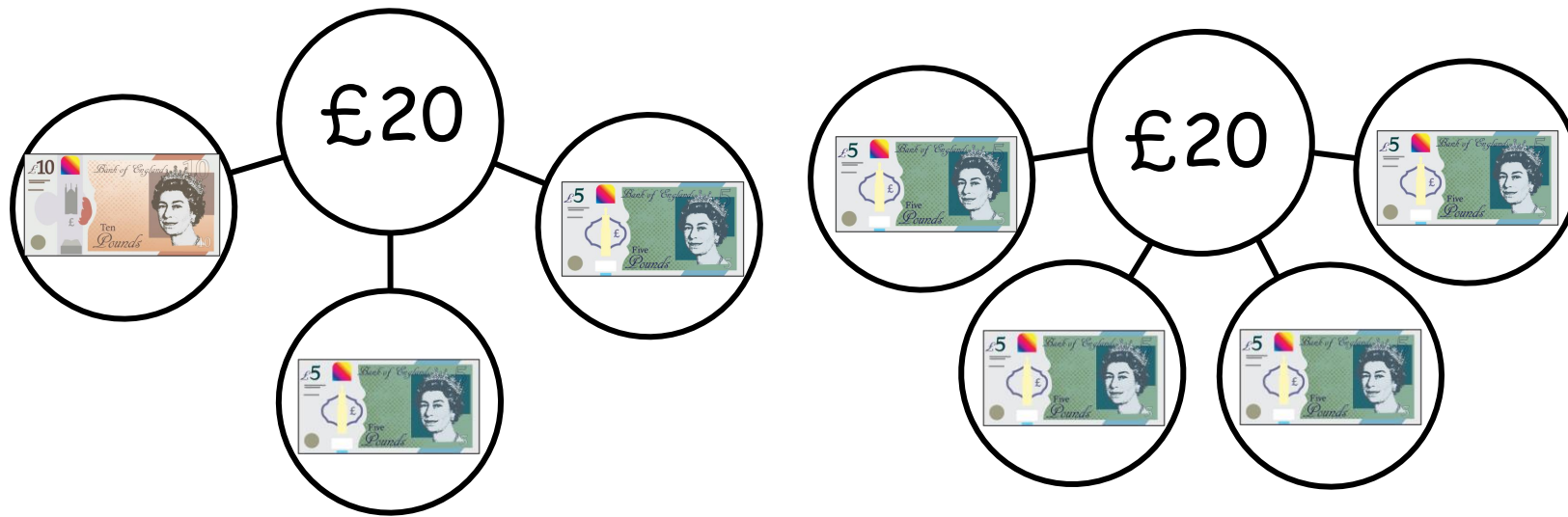


What different coins can you use to make 50p?






Have a think 

What different notes can you use to make £20?




What different notes can you use to make £20?





What coins can Emma use to make Matt's amount?

Have a think







Have a go at the first
worksheet

LO: I can think of different combinations to make the same amount of money 16th November

I worked independently 0
 I needed some support 0
 I needed a lot of support 0

★	Success Criteria	★	Mr D
1	I can make different combinations using pounds and pence		
2	I can make different combinations using coins and notes		
2	I can use the greater than/ less than symbol to compare different amounts		
3	I can find different combinations to show the same amount		

Match the amounts.



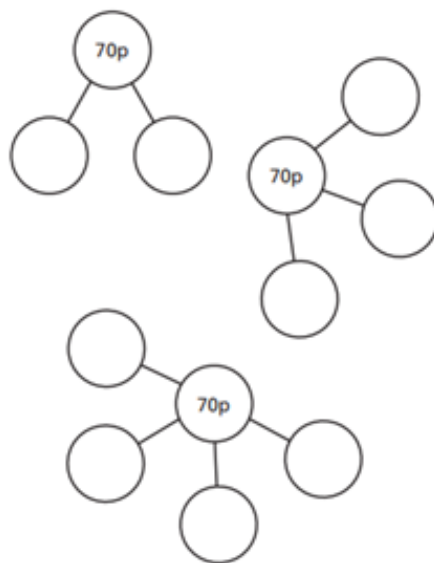
LO: I can think of different combinations to make the same amount of money 16th November

I worked independently 0
 I needed some support 0
 I needed a lot of support 0

★	Success Criteria	★	Mr D
1	I can make different combinations using pounds and pence		
2	I can make different combinations using coins and notes		
2	I can use the greater than/ less than symbol to compare different amounts		
3	I can find different combinations to show the same amount		

Rosie is making 70p in different ways.

a) Complete the part-whole models to show the coins Rosie can use.



b) Can you make 70p in any other ways?

LO: I can think of different combinations to make the same amount of money 16th November

I worked independently 0
 I needed some support 0
 I needed a lot of support 0

★	Success Criteria	★	Mr D
1	I can make different combinations using pounds and pence		
2	I can make different combinations using coins and notes		
2	I can use the greater than/ less than symbol to compare different amounts		
3	I can find different combinations to show the same amount		



a) What notes could Ron have?

b) What is the fewest number of notes Ron could have?

Which notes are they?

c) What is the greatest number of notes Ron could have?

Which notes are they?

Represent £4 and 51p in two different ways.

English

Lesson objective: I draw a picture of an event from my Recount.

Draw a picture of one of the main events from the Gunpowder plot.



PE

Complete Joe Wicks at home PE lesson:

<https://www.youtube.com/watch?v=p8uBfGUEk5c>



Music

Find the pulse

In this lesson, we will be learning about pulse and how to find it in a piece of music. You will practise tapping the pulse along to a piece of music and compose your own body percussion pulse pattern.

Watch the video:

<https://classroom.thenational.academy/lessons/finding-the-pulse-6tgkae>

Keeping the pulse whilst singing

Kye kye kule song



Kye kye kule
Kye kye Kofi sa
Kofi sa langa
Kaka shi langa
Kum Adende



Kum Adende
Kum Adende, hey!

Reading



Main Character

Draw a picture of the main character from the book. Write four important things about that character.



Draw a picture of the main character from your reading book.

Write four important things about them.

A large, empty rectangular box with a black border, intended for drawing the main character from the book.A rounded rectangular box with a black border, intended for writing one of the four important things about the character.A rounded rectangular box with a black border, intended for writing one of the four important things about the character.A rounded rectangular box with a black border, intended for writing one of the four important things about the character.A rounded rectangular box with a black border, intended for writing one of the four important things about the character.