

Class 2

Thursday

- Maths
- English
- Reading
- PSHE
- PE

Maths

Lesson objective: I can find the total

Go through the lesson presentation then complete the worksheet.

Click here to watch an interactive lesson:

<https://whiterosemaths.com/homelearning/year-2/week-10-measurement-money/>

$$1) 20 + 50$$


$$2) 24 + 24$$

$$3) 23 + 35$$

	T	O	
+			




Jack is selling some things he no longer needs.




£3




£5



£2




£7




£6



£5



Jack is selling some things he no longer needs.



$$+ \quad + \quad = \text{£}12$$



£10

Have a think





Jack is selling some things he no longer needs.




$$£5 + £5 + £5 = £15$$

Have a think 



Jack is selling some things he no longer needs.



$$\text{Double } \pounds 6 = \pounds 12$$

$$\pounds 12 + \pounds 1 = \pounds 13$$

$$\text{Double } \pounds 7 = \pounds 14$$


$$\pounds 14 - \pounds 1 = \pounds 13$$



20p



35p



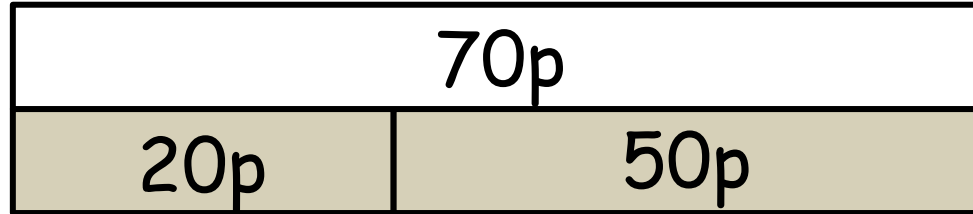
I started with 35
and added 2 tens.
35, 45, 55
So the total is 55p

Is Ben right?

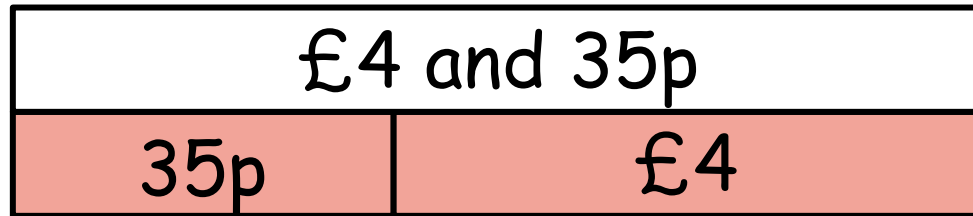
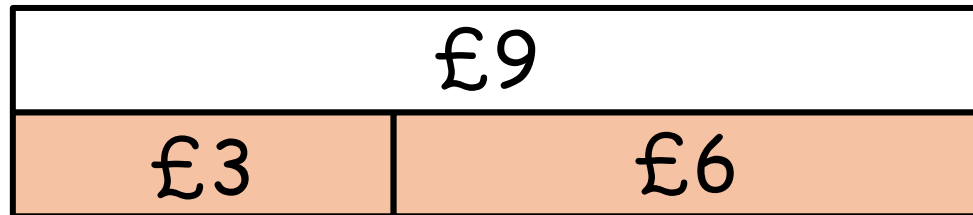
Have a think



Bar Models

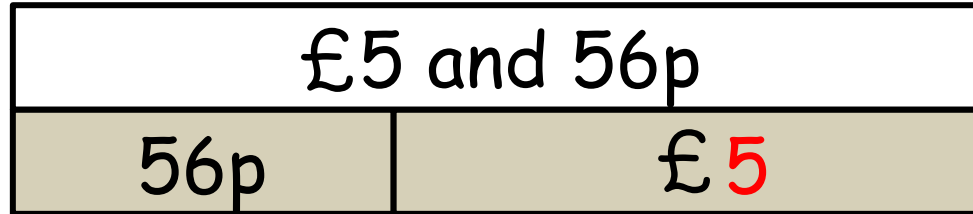


Have a think 

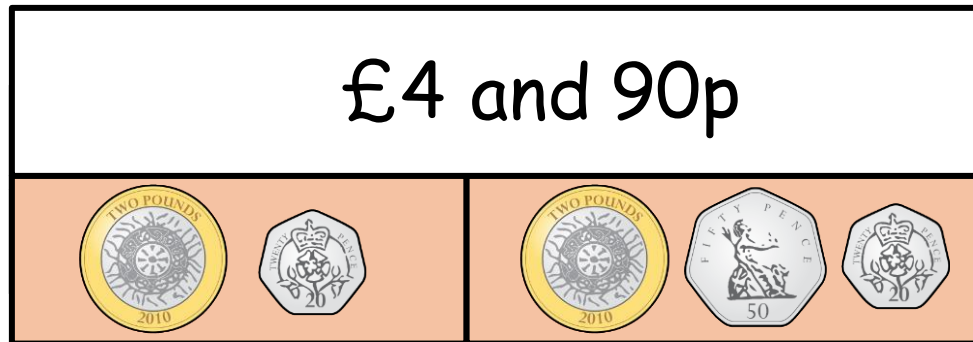


$$£4 + 35p = £4 \text{ and } 35p$$

Bar Models



$$£5 + 56p = £5 \text{ and } 56p$$



£2 and 20p

£2 and 70p

Have a think



Amir is selling some of his things.

How much would it cost Rosie to buy everything?



£3

20p

£2

75p

£6

~~£11 and 95p~~

Have a think

Eva has £5
What can she buy?

£3

£2

20p

75p



Have a go at the first
worksheet

I worked independently 0
 I needed some support 0
 I needed a lot of support 0

★ Success Criteria ★		Mr D
1	I can identify the cost of one item	
2	I can identify the cost of two items	
3	I can identify the cost of three items or more	

1 Annie wants to buy some new toys.



- a) How much does it cost to buy the teddy and the yoyo?
- b) How much does it cost to buy the toy train and the football?
- c) How much does it cost to buy one of everything?
- d) Annie has £9
 Circle three items she could buy.
 Compare answers with a partner.

I worked independently 0
 I needed some support 0
 I needed a lot of support 0

★ Success Criteria ★		Mr D
1	I can identify the cost of one item	
2	I can identify the cost of two items	
3	I can identify the cost of three items or more	

Whitney goes to the cinema and buys these sweets.



How much money does Whitney spend altogether?


Complete the statements.

- a) $£3 + 42p = £$ and p
- b) $£7 +$ p = £7 and 96p
- c) $£$ + 3p = £11 and p
- d) $£$ and 53p = 50p + 3p + £18
- e) $£10 +$ p + 50p = £10 and 70p

I worked independently 0
 I needed some support 0
 I needed a lot of support 0

★ Success Criteria ★		Mr D
1	I can identify the cost of one item	
2	I can identify the cost of two items	
3	I can identify the cost of three items or more	

Dexter, Tommy, Alex and Rosie are going shopping.



- a) Dexter buys a comic book and a chocolate bar.
 How much does Dexter spend?
- b) Tommy buys a bottle of water, a lollipop and an apple.
 How much does Tommy spend?
- c) Alex buys 2 lollipops and a box of crayons.
 How much does Alex spend?
 £ and p
- d) Rosie spends £3 and 80p
 What items could Rosie have bought?

English

Lesson objective: I can identify what an imperative verb is.

Go through the lesson presentation then complete the worksheet.

What Is a Verb?

Verbs are words which describe an **action**, **occurrence** or **state**.

For example:



The ice cream is **melting**.



The snowman **wears** a hat.

Can you think of any other verbs?

What Is an Imperative Verb?

Imperative verbs are sometimes known as **bossy** verbs.

They are verbs which **tell you what to do**.

They are often seen at the beginning of a sentence and create a **command**.

Let's look at some examples...


Imperative Verbs

Eat your lunch.

Tidy the cloakroom.

Write today's date.

Walk home after school.




Imperative Verbs

Go and **buy** our crisps.
Eat your lunch. **Tidy** the cloakroom.
Write today's date. **Walk** home after school.

In each of these commands, the imperative verb tells the person what action they need to take.

Let's see if you can spot some imperative verbs...

Spot the Imperative Verbs



Go outside to play.

Spot the difference between these pictures.

Ask your dad what he thinks.

Kick the ball into the goal.

Surprise your friend to cheer them up.



Where Do We See Imperative Verbs?

Imperative verbs can often be seen in:

Persuasive Adverts

Sets of instructions

Recipes

Conversation



Which Imperative Verb?

Below is a command sentence with the imperative verb missing. How many imperative verbs can you think of which would fit in this command?

_____ up and walk away.

Which Imperative Verb?



You could have said:

Get up and walk away.

Stand up and walk away.

Tidy up and walk away.

Did you have any other imperative verbs?

Which Imperative Verb?

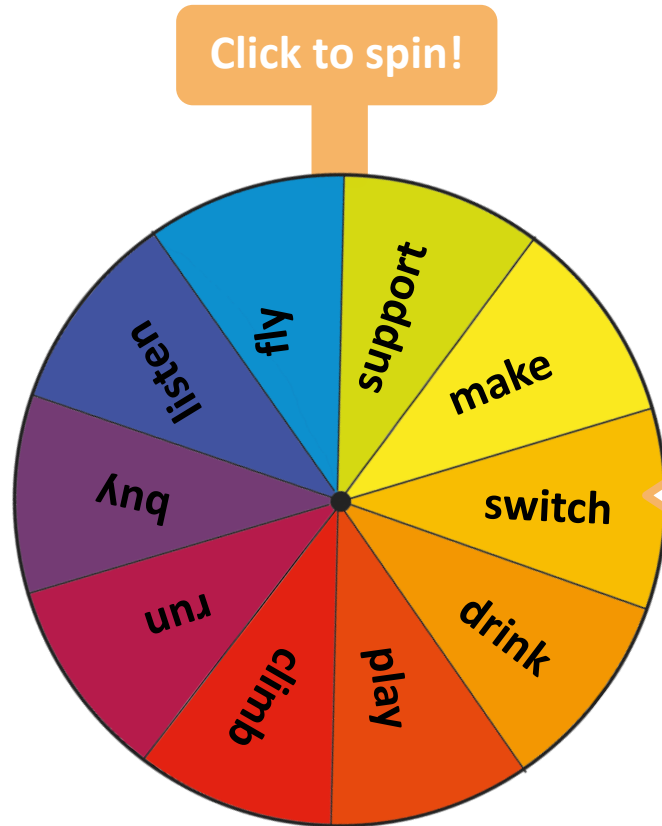
How many different imperative verbs can you think of which would fit in the following commands?

_____ your sandwich.

_____ your shoes.

_____ your brother.

Spin the Wheel



Spin the wheel and land on an imperative verb.

Write a command which contains the verb you have landed on.

How many different ways can you use that imperative verb?

Circle the imperative verbs in these commands.

1. Place the cup on the table.
2. Tear the sandwich into pieces.
3. Share the cake with your friends.
4. Listen to your teacher.
5. Hold my hand.
6. Cross the road safely.
7. Open the door for Mrs Riaz.
8. Type in your password.
9. Underline today's date.
10. Read your book quietly.



Challenge

Add an imperative verb to each of these commands so that they make sense.


- 1) _____ a line with a ruler.
- 2) _____ the ingredients together properly.
- 3) _____ to the instructions.
- 4) _____ your hand up to ask a question.
- 5) _____ your homework by Friday.

Aim

- ▶ I can explain how to keep money safe and why this is important.

Success Criteria

- I understand that money can come from different sources.
- I can explain some ways we can keep money safe.
- I understand why it is important to save money.
- I can discuss why we need to keep money safe.

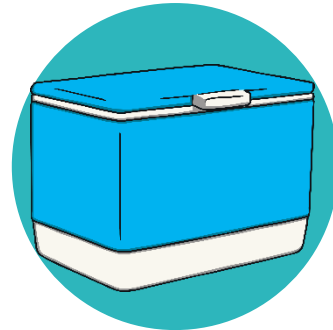
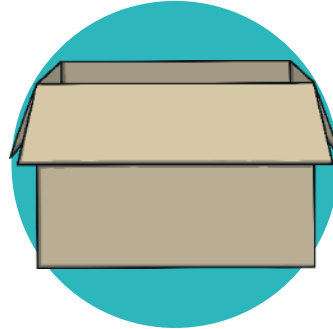


How can we keep our money safe?

Why is it important to keep money safe?



What Are These?



What do these pictures show? Can you explain what they have in common? Talk to your partner and then share your ideas with the class.

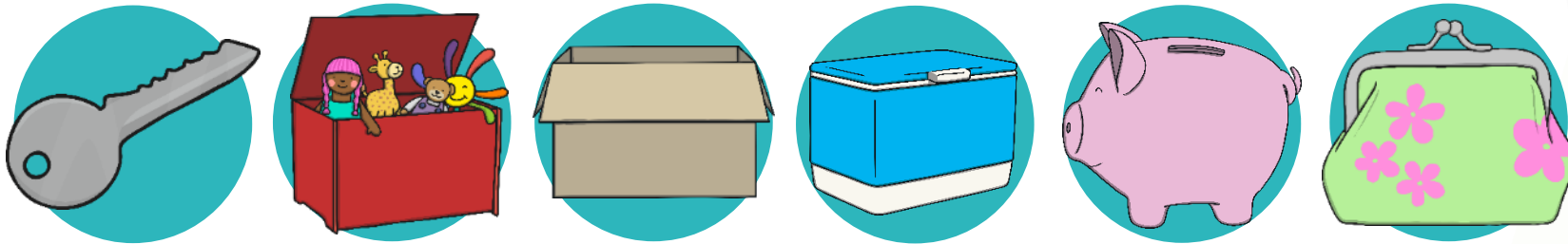
Keep It Safe



Using what we have discussed, can you complete this sentence?


One way I keep my belongings safe is.....

Now let's look at some more items.



These are things we use a lot everyday. How do we make sure they are kept safe?

Looking After My Money



There are lots of ways we can keep money safe. If we are looking after money that we carry around, we might use a purse or wallet.




If we are given some money as a gift that we want to save, we might put it in a safe place at home, like a piggy bank.



If we are given a larger amount of money, or a regular payment, we might use a bank. Banks are safe places that people keep large amounts of money. If you use a bank, you have a bank account.



Looking After My Money?



Around the room there are pictures of ways we can save different amounts of money.

Using your Keeping Money Safe Scenario Cards, read the scenario on the card you have and talk about it together.

Then, move to the poster that you think shows how you can keep the money safe.

Now, let's listen to each pair read their scenario and see which picture they went to.

Do you think this would be the best way to keep their money safe?

Why Do We Need to Look After Our Money?



Why is it important that we keep our money

safe? Sometimes we may want to buy things that are more expensive. It may take a long time to save up for something special, so we need to make sure our money is kept somewhere secure while we are saving.

If you wanted to buy the things shown in these pictures, where might you keep your money to make sure it is secure whilst you save?



Consolidating

Reflecting

Helping Others Look After Their Money



Looking After Our Money

Make your own poster to show the ways we can keep money safe and why it is important to do this.

This content is available for free on twinkl.com. To see all our resources visit twinkl.com. © 2020 twinkl.com. All rights reserved. twinkl.com



PSHE and Citizenship | KS1 | Living in the 'Real World' | Money Matters | Look After It | Lesson 2

visit twinkl.com



You are now going to make your own poster explaining to people why it is important to save money.

Think about all the ways we have learned how to keep money safe and the reasons why it is important to save money.

Word Bank

- money
- piggy bank
- save
- wallet
- savings
- purse
- bank account

PE

Complete Joe Wicks at home PE lesson:

<https://www.youtube.com/watch?v=p8uBfGUEk5c>



Reading

Describe how you think this character is feeling.

You can draw thought bubbles or write in full sentences to say what you think he is feeling and why is he feeling that way.



Who is this character?