

Class 2

Thursday

- Maths
- English
- Reading
- PSHE
- PE

Maths


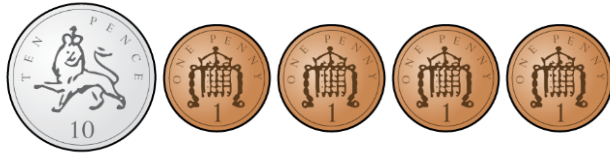
Lesson objective: I can count money using notes and coins

Go through the lesson presentation then complete the worksheet.



Click here to watch an interactive lesson:


<https://whiterosemaths.com/homelearning/year-2/week-10-measurement-money/>

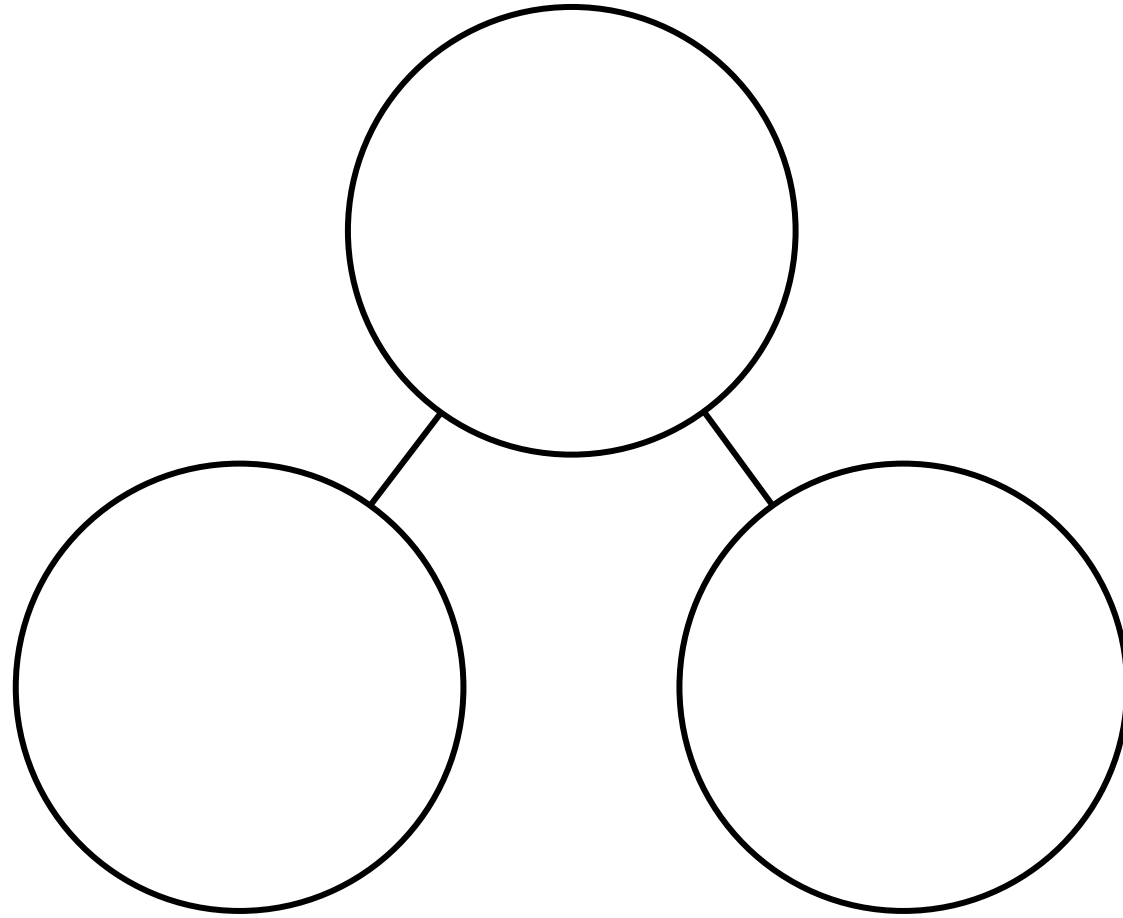
Which of these represent £14




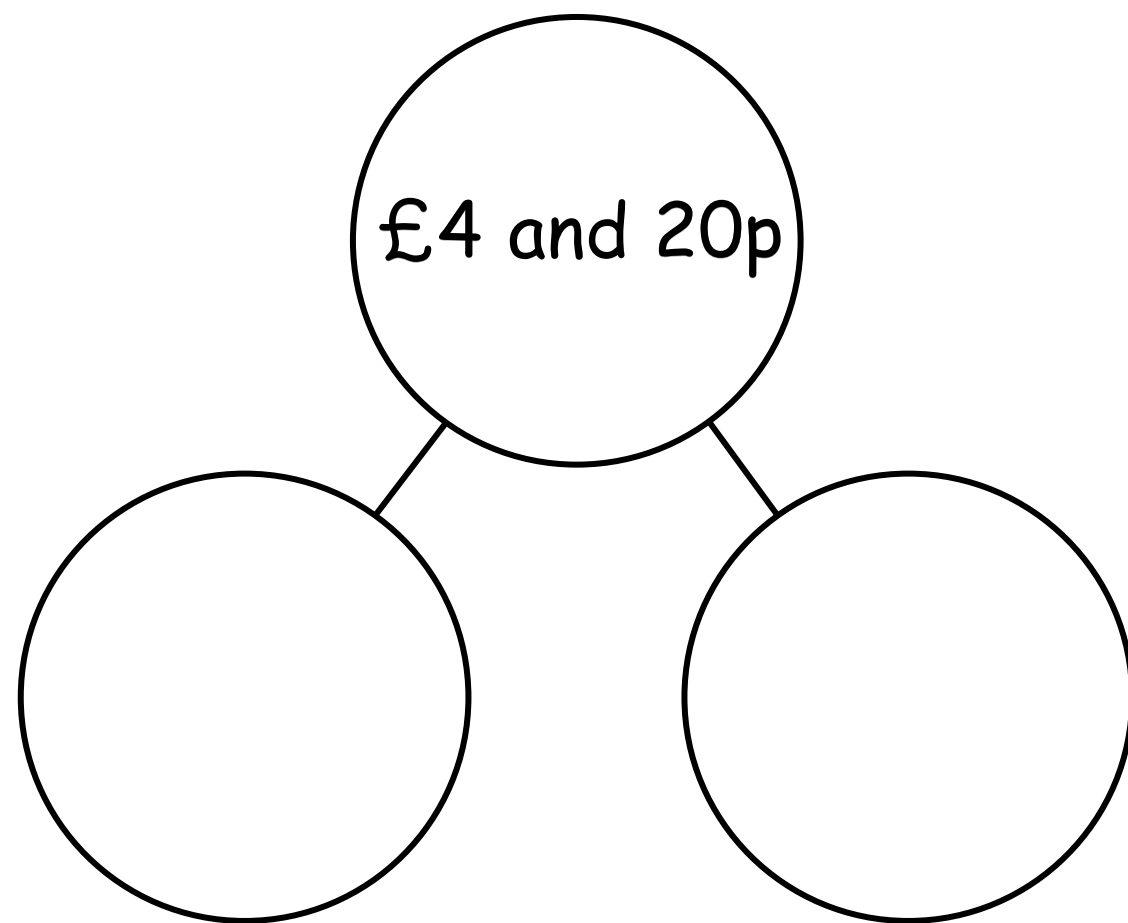
Which of these represent £14

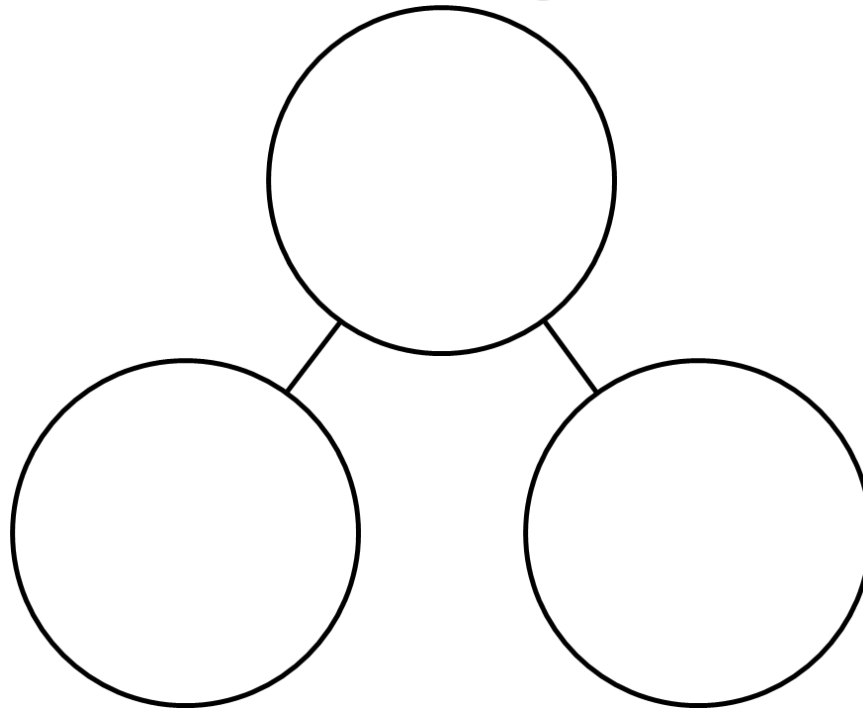














$$£2 + £\square + 20p + 5p = £3 \text{ and } \square p$$



£13 and 50p



£10	£2	?	?



£13 and 50p			
£10	£2	£1	50p

The background features abstract, overlapping green geometric shapes, primarily triangles and polygons, in various shades of green, creating a modern, layered effect on the right side of the slide.

Have a go at the first
worksheet - Recognising Coins

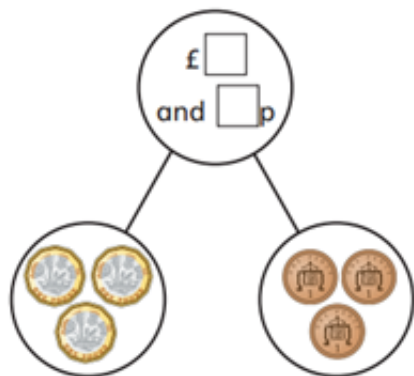
LO: I can count money using notes and coins
 I worked independently 0
 I needed some support 0
 I needed a lot of support 0

11th November

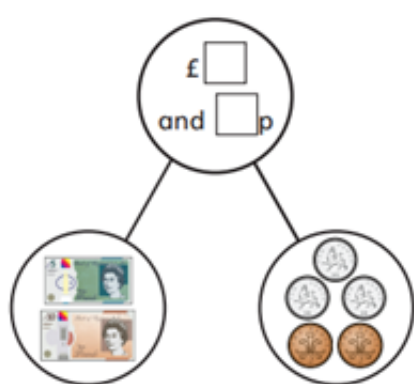
★	Success Criteria	★	Mr D
1	I can identify pound coins and notes		
2	I can count pound coins and notes		
3	I can write the value for a combination of notes in symbols and numbers		

1 Complete the part-whole models.

a)



b)



LO: I can count money using coins.
 I worked independently 0
 I needed some support 0
 I needed a lot of support 0

11th November

★	Success Criteria	★	Mr D
1	I can identify pound coins and notes		
2	I can count pound coins and notes		
3	I can write the value for a combination of notes in symbols and numbers		

2 How much money is there altogether?



There is £ and p.



There is £ and p.



There is £ and p.



There is £ and p.

LO: I can count money using coins.
 I worked independently 0
 I needed some support 0
 I needed a lot of support 0

11th November

★	Success Criteria	★	Mr D
1	I can identify pound coins and notes		
2	I can count pound coins and notes		
3	I can write the value for a combination of notes in symbols and numbers		

3 Complete the additions.

a) $5 + £1 + 50p + 5p = £$ and p

b) $10 + £1 + 2p + 1p = £$ and p

c) £ and p = $£50 + £20 + 50p + 2p$

d) $5 + 20p + 2p + £1 = £$ and p

4 Fill in the gaps to make the statements correct.

a) £ + £1 + 50p + 10p = £21 and p

b) $10 + £2 + 20p +$ p + 2p = £12 and 72p

c) $5 +$ p = $£5 + 5p + 20p + 50p + 2p$

5 Ron has £18 and 63p in his money box.

He empties the money onto the table, but some falls on the floor.



How much money falls on the floor?

£ and p

English

Lesson objective: I can sequence the events of the Gunpowder Plot in the correct order.

Go through the lesson presentation then complete the worksheet.

Recount

- ▶ Today we're going to finish our recounts. Firstly read your work from yesterday, check for full stops and capital letters.
- ▶ Finish your work.


Success criteria	Mr D
I can write in chronological order	
I can include facts, dates, places, and the people involved with the plot	
I can use time connectives (first, second, next, after, then, finally)	
I can write in past tense	
I can recall all of the important information	
Mr Dente's challenges	
I can plan what I want to say with an adult	
I can start sentences with capital letters and end with full stops	
I can use a word mat to help me spell correctly	

Aim

- ▶ I can explain where money comes from.


Success Criteria

- I can discuss some forms of money I know.
- I can talk about the jobs of some people I know.
- I understand that people get paid for doing a job.



Where does
money
come from?

What jobs do
people do?



What Do We Need Money For?



Can you think of a time that you used money recently?

What were you paying for?



What Do We Need Money For?



Coins



Bank Notes

Can you explain what each of these pictures shows?

What Do We Need Money For?



Bank Card



Contactless Payment

Can you explain what each of these pictures shows?


What Do We Need Money For?



Online Money Transfer

Can you explain what each of these pictures shows?

Jobs For All





Look at these pictures. What do you think they all show?



Talk to your partner and be ready to discuss your answer.


Jobs For All



What other jobs
do you know?

Think of jobs people in your family or your friends do. Working in pairs you now have one minute to think of as many different jobs as you can!

Jobs For All



What a lot of different jobs there are!

When we are thinking about jobs and money, there are some words that will be very useful to understand:

Job - a position of employment.

Employment - if you are employed this means you have a job.

Wages - money you get paid to do your job. This is normally a set amount for a certain period of time.

Salary - the amount you earn from your job over a year.

Where Does Money Come From?



Where do people get their money from?

When people have jobs they get paid money. This will be paid to them on a certain date, sometimes each week but usually at the end of a month. The money people get for doing a job is called their wages. If they have a job, they are 'employed'.



Money: Where It Comes From And Why We Need It



Where Does Money Come From?

Draw pictures in the boxes below to show where money comes from and what we need money for.

People get money by having jobs like this.

People can spend this money on things they need.

This resource is fully in line with the Learning Outcomes and Core Themes outlined in the PSHE Association [Programme of Study](#).
visit twinkl.com

Choose one job that you saw in the role-play groups.

Draw a picture of this job on your activity sheet. Then, in the second box, draw pictures of the things that people could spend their money on.

Word Bank:

- money
- wages
- employment
- work
- job
- spending
- saving
- payment

Where Does Money Come From?

Draw pictures in the boxes below to show where money comes from and what we need money for.

People get money by having jobs like this.



People can spend this money on things they need.



PE

Complete Joe Wicks at home PE lesson:

<https://www.youtube.com/watch?v=p8uBfGUEk5c>



Reading

Read the text and answer the questions.

Phase 5 Tricky Words

y	k	m	c	t	h	e	i	r
k	c	s	d	g	o	g	q	i
f	o	k	p	c	t	M	r	s
u	u	l	t	b	h	y	v	e
e	l	p	o	e	p	h	v	M
p	d	i	p	d	j	p	i	r
i	l	l	o	o	k	e	d	t
h	b	a	s	k	e	d	z	c
k	y	c	a	l	l	e	d	n

people	asked
their	could
called	Mr
looked	Mrs