



MONDAY 15TH NOVEMBER 2021

HOME LEARNING

Maths

True or False ?

Subtract a 2-digit number from a 3-digit number - crossing 100

	3 4	8	14
-		7	6
<hr/>			
	3	1	8
<hr/>			

False

The calculation is incorrect because $484 - 76 = 408$.
An exchange was required from the tens column to the ones column, not from the hundreds column.

1) What is ten less than 100?

2) Complete the subtractions

$$12 - 4 = \square$$

$$12 \text{ tens} - 4 \text{ tens} = \square \text{ tens}$$

3) Continue the sequences

150, 130, 120, _____, _____, _____, _____, _____

154, 144, 134, _____, _____, _____, _____, _____

1) What is ten less than 100? 90

2) Complete the subtractions

$$12 - 4 = \boxed{8}$$

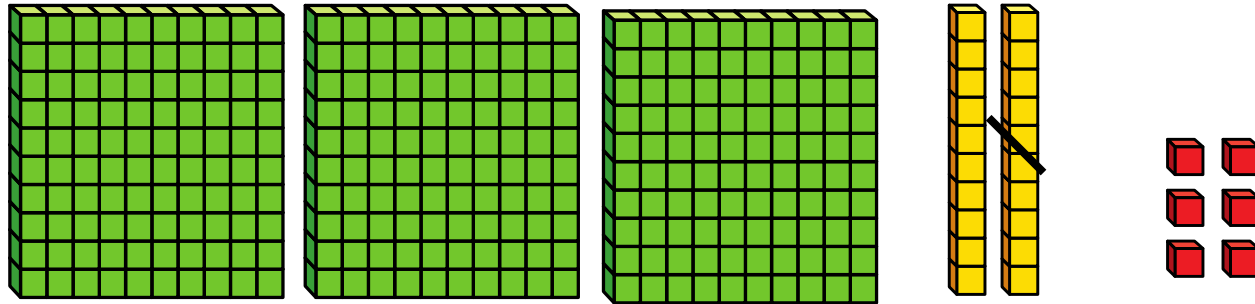
$$12 \text{ tens} - 4 \text{ tens} = \boxed{8} \text{ tens}$$

3) Continue the sequences

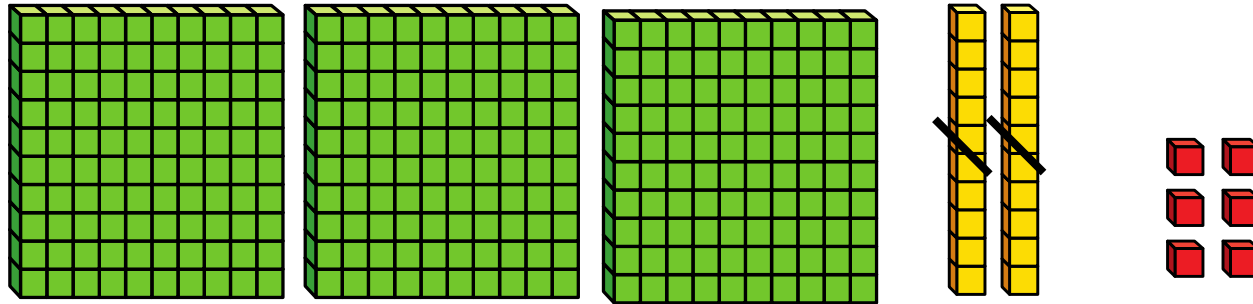
150, 140, 130, 120, 110, 100, 90, 80

154, 144, 134, 124, 114, 104, 94, 84

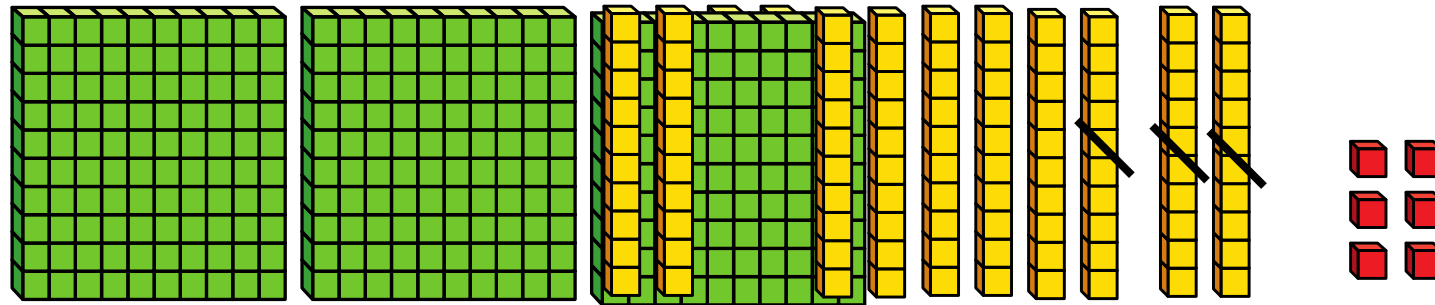
$$326 - 10 = 316$$



$$326 - 20 = 306$$













$$326 - 30 = 296$$



You can exchange
100 for ten 10s



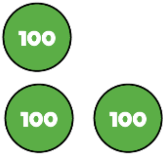

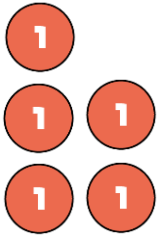
$$415 - 60 = 355$$

Hundreds	Tens	Ones
	     	  

$$325 - 40 = 285$$

Have a think



Hundreds	Tens	Ones
		

What number is Froggy hiding?

$$543 - \text{Froggy} = 483$$



$$543 - 40 = 503$$

$$503 - 20 = 483$$

Have a think



What number is Froggy hiding?


$$\text{Froggy} - 70 = 281$$

+ 70

A blue curved arrow points from the number 281 back to the frog, indicating the inverse operation of adding 70.

$$281 + 20 = 301$$


$$351 - 50 = 301$$

$$301 + 50 = 351$$

$$301 - 20 = 281$$

Have a think





MONDAY 15TH NOVEMBER 2021

HOME LEARNING

English

LOOK AT THE FOLLOWING PICTURES. CAN YOU FIGURE OUT WHAT JOBS THEY WOULD HAVE BEEN IN POMPEII?





INNKEEPER



FISHERMEN



FARMER

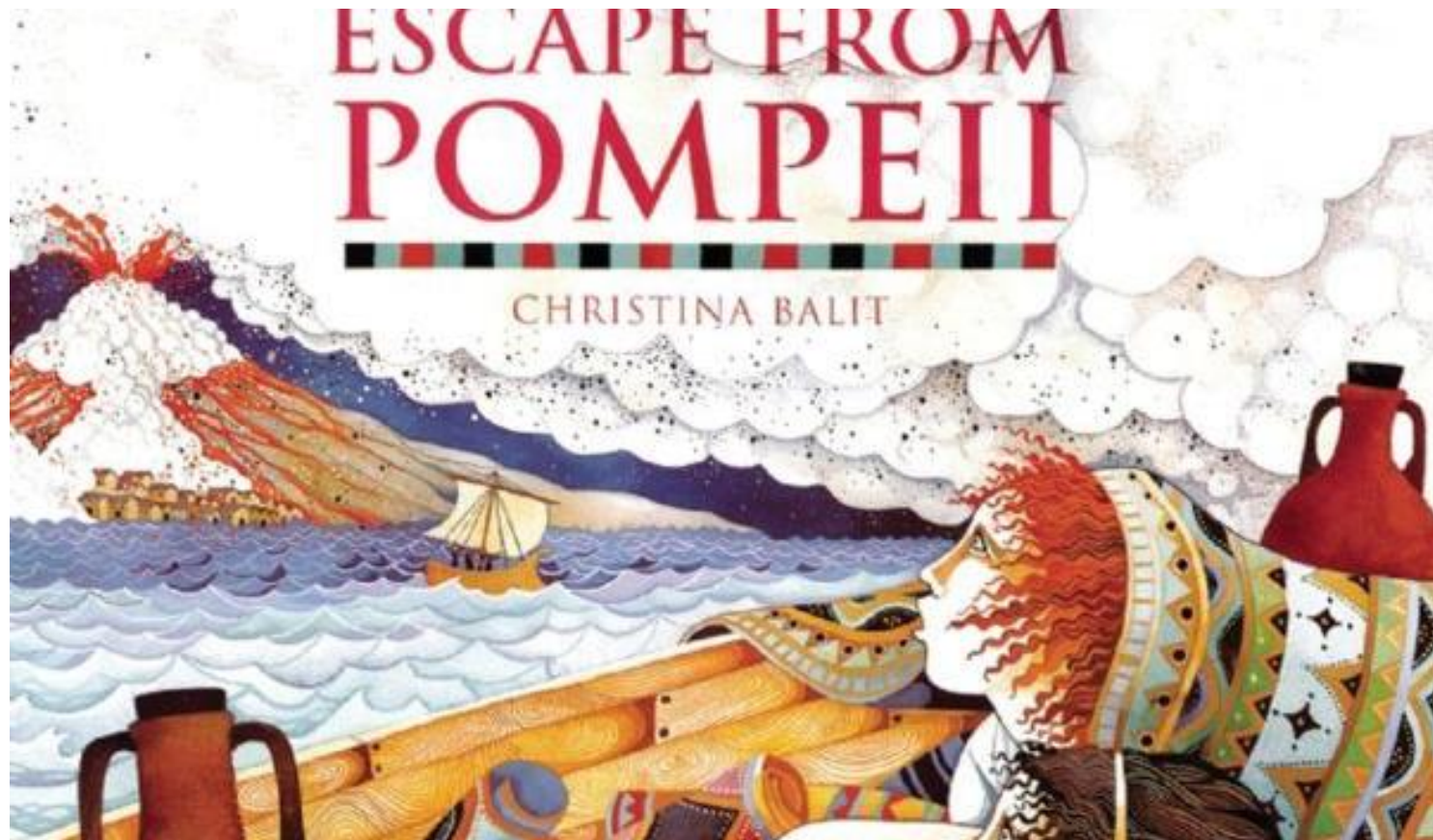


WASHER



BAKER





https://www.youtube.com/watch?v=i2Oqd0L_O5Q

**WATCH THE FOLLOWING VIDEO
OF OUR CLASS BOOK**

DRAW A COMPARISON PICTURE WHAT YOU THOUGHT POMPEII WAS LIKE BEFORE AND AFTER

Pompeii before the eruption	Pompeii after the eruption



MONDAY 15TH NOVEMBER 2021

HOME LEARNING

ICT

REHEARSE WHAT YOU MAY SAY IN YOUR PRESENTATION ABOUT POMPEII

Remind yourself about what happens in the eruption of Pompeii.


Rehearse what you will say about the eruption of Pompeii.



MONDAY 15TH NOVEMBER 2021

HOME LEARNING

French



FINISH OFF THE
SENTENCE THEN DRAW
A PORTRAIT OF
YOURSELF.

Bonjour, je m'appelle...