

Class 2

Monday

- Maths
- English
- Reading
- History

Maths

Lesson objective: I select the correct amount of money

Go through the lesson presentation then complete the worksheet.

<https://whiterosemaths.com/homelearning/year-2/week-10-measurement-money/>

Is Tiny correct?




I have 4 £1 coins



I have three 1p coins
and one 10p coin



Five £1 coins are equal
to one £5 note




2 £10 notes = 1 £5 note



Is Tiny correct?




I have 4 £1 coins




I have three 1p coins
and one 10p coin



Five £1 coins are equal
to one £5 note



2 £10 notes = 1 £5 note





I'd like 27p please 

 Here's 27p





 Here's 27p




 Here's 27p



Have a think 



£32 and 64p



Have a think



LO: I select the correct amount of money

15th November

I worked independently 0
I needed some support 0
I needed a lot of support 0

★	Success Criteria	★	Mr D
1	I can select pence and pounds		
2	I can select pound coins and notes		
3	I can find different combinations to show the same amount		

1 Circle 67p.



Is there another way to do it?

2 Circle three coins to show 57p.



LO: I select the correct amount of money

15th November

I worked independently 0
I needed some support 0
I needed a lot of support 0

★	Success Criteria	★	Mr D
1	I can select pence and pounds		
2	I can select pound coins and notes		
3	I can find different combinations to show the same amount		

Circle £68



Is there another way to do it?

Which pictures do **not** show £5 and 20p?

Tick your answers.



LO: I select the correct amount of money

15th November

I worked independently 0
I needed some support 0
I needed a lot of support 0


★	Success Criteria	★	Mr D
1	I can select pence and pounds		
2	I can select pound coins and notes		
3	I can find different combinations to show the same amount		

Draw coins to show the amount of money.

a) 52p



b) £8



c) £2 and 23p



English

Lesson objective: I can build a bank of topic words by researching *Guy Fawkes*.

Go through the lesson presentation then complete the worksheet.

English

- ▶ Check your final version of your recount to make sure you have followed the success criteria.
- ▶ Then write a neat copy in your best handwriting

Success criteria	Mr D
I can write in chronological order	
I can include facts, dates, places, and the people involved with the plot	
I can use time connectives (first, second, next, after, then, finally)	
I can write in past tense	
I can recall all of the important information	
Mr Dente's challenges	
I can plan what I want to say with an adult	
I can start sentences with capital letters and end with full stops	
I can use a word mat to help me spell correctly	



Topic

Lesson objective: I can find out about what happened to the plotters

Go through the lesson presentation then complete the worksheet.

Aim

- ▶ I can find out about what happened after the Gunpowder Plot was discovered.

Success Criteria

- I can think of some questions I would like to ask Thomas Percy.
- I can create my own version of a wanted poster for Thomas Percy, based on the King's Proclamation of 5th November 1605.

The Capture of Guy Fawkes



When Guy Fawkes was captured with the gunpowder underneath the Houses of Parliament, at first he did not give his real name. He said he was called John Johnson. **Why did you think he did that?**

The King's guards knew that he was lying and so the King agreed that he should be tortured until he told the truth about who else was involved.

He was tortured for two days until he revealed his real name, and the next day he said the names of 5 other people that were involved. However, those two days gave the other plotters time to run away.

Towns on the monday night following and Confesseth also that
the said Party this Examinee Robert Catesby, Thomas roman
John and xpo's right mett at the for named house on the
backside of s^t Dunstons Inn on sonda night last .

f He furthe saith that the wednesday before his apprehension
he went forthe of the Towne to a house in Enghild
Chafe on this side of Shobates where Wally doth by
and thithr came Robert Catesby Grauid and Thomas
roman whith he stayed until sonda night following

f Has Confessith also that there was speech amongst them to
braave s^r walter & anydy to take part with them being
one that might stand them in good sthird as allow in
the set more named
by in d's

Taken before us and subscribed
by the examinee
Edward Joesell

Guy Fawkes' confession


The Capture of Guy Fawkes

Guy Fawkes had to sign his confession at the bottom.



Can you see this very faint signature? This was written straight after he was tortured.

...and this signature was written a few days later.



The Search for Thomas Percy



Meanwhile, the search for Thomas Percy had already begun!

Can you remember why Thomas Percy was important to the Gunpowder Plot?

He was one of the King's bodyguards and rented the cellar space underneath the Houses of Parliament.

It was easy for the King to trace the plot back to Thomas Percy, and he immediately became a wanted person!

The King sent out a Proclamation to ask everybody to search for him...



The King's Proclamation

Thomas Percy, a bodyguard to the King is found to have been involved in one of the most horrible acts of Treason ever planned, that is, while the King, Queen, Prince, all the nobility and commons were in the upper house, it was to be blown up with gunpowder (and for this purpose a great deal of powder was moved into a cellar under the house which was found there this morning), and Percy has now run away.

*These commands call our officers and loyal subjects to willingly search for Percy and arrest him using all possible means, but **keeping him alive**, so we can discover the rest of the plotters. Percy is a **tall man** with a **great broad beard** and a good face. His beard and head is **sprinkled with white hairs**, however, his head is whiter than his beard. He **stoops slightly** and has a good colour in his face as well as **big feet** and **short legs**.*

- Given at the Palace of Westminster, the fifth November 1605.

Taken from (*the language has been simplified*) the Proclamation for the arrest of Thomas Percy, 5th November 1605.

What Can Thomas Percy Do?



Questions

1. How would Thomas Percy be feeling?
2. What would you do if you were Thomas Percy?
3. What could he do to avoid being caught?
4. What questions would you want to ask him?



With your partner, think of some questions to ask Thomas Percy and we shall find out what he thinks!

Wanted!



Thomas Percy, a bodyguard to the King is found to have been involved in one of the most horrible acts of Treason ever planned, that is, while the King, Queen, Prince, all the nobility and commons were in the upper house, it was to be blown up with gunpowder (and for this purpose a great deal of powder was moved into a cellar under the house which was found there this morning), and Percy has now run away.

*These commands call our officers and loyal subjects to willingly search for Percy and arrest him using all possible means, but **keeping him alive**, so we can discover the rest of the plotters. Percy is a **tall man** with a **great broad beard** and a good face. His beard and head is **sprinkled with white hairs**, however, his head is whiter than his beard. He **stoops slightly** and has a good colour in his face as well as **big feet** and **short legs**.*

- Given at the Palace of Westminster, the fifth November 1605.

1. Why does the King want Thomas Percy to be captured alive?
2. Look again at the description of Thomas Percy. Do you think it is enough information for him to be found?

Wanted!

Activity

1. Can you create a wanted poster for Thomas Percy?
2. Can you describe him in better detail?



LO: I can find out about what happened to the plotters

15th November

I worked independently 0

I needed some support 0

I needed a lot of support 0

Success Criteria		Mr D
1	I can create my own version of a wanted poster	
2	I can understand key features of events beyond living memory that are significant national and local	
3	I know about a famous person from the past because I know how to research	





Spellings

Go through the spellings, then read, cover and check your work!

Date: w/c 15th November

This week's theme: Adding -ies to nouns and verbs ending in -y.

Parents/ Carers, please help your child(ren) to learn these spellings by saying them in a sentence, so they understand the meaning. Another helpful strategy is to display these spellings somewhere where your child will see them often.

Look  Cover 	Say 	Write  Check 	Write  Check 
flies			
tries			
replies			
copies			
babies			
carries			
cries			
dries			
marries			
families			

Reading

Read your school home reading book with an adult or someone else!

Then ask them to write in your reading record.