

# Class 2

## Monday

- Maths
- English
- Reading
- Spelling
- History

# Maths

**Lesson objective:** I can identify pounds (£) and pence (p)

Go through the lesson presentation then complete the worksheet.

**Click here to watch an interactive lesson:**

<https://whiterosemaths.com/homelearning/year-2/week-10-measurement-money/>

## In Focus



What does £ mean?  
What does p mean?



Show me  
a £5 note.

Show me  
a 5p coin.




# How can we sort these coins?



Colour   Size   Value   Shape   Words

10 ones is equal to 1 ten



We can exchange 10 ones for 1 ten

We can exchange 1 ten for 10 ones



2 pennies



5 pennies



Have a think



=



=



5 p + 5 p



=



20 p

# Smallest to greatest value



# Let's compare

Have a think



is **greater than**

**>**

is **equal to**

**=**

is **less than**

**<**



is **greater than**

**>**



is **less than**

**<**



is **equal to**

**=**





What is the same?  
What is different?





is greater than  
>



How many?



Have a think



There are  5p coins

There are  50p coins

There are  £1 coins

There are  £2 coins

# Recognising notes



=



=



=

Have a think



The background features abstract, overlapping green geometric shapes, primarily triangles and polygons, in various shades of green, creating a modern, layered effect on the right side of the slide.

Have a go at the first  
worksheet - Recognising Coins

LO: I can identify pounds (£) and pence (p)  
I worked independently 0  
I needed some support 0  
I needed a lot of support 0

8<sup>th</sup> November

★	Success Criteria	★	Mr D
1	I can identify all the coins and their value.		
2	I can recognise the pound and pence symbols.		
3	I can match coins to their written form.		


Writing Amounts of Money

Match.

20p

•


•



10p

•


•



£10

•


•



£5

•


•



£2

•


•



£2

•


•



50p

•

•



Challenge: Can you order these A from smallest to biggest.

£2    2p    £1    1p    20p    10p    £5

LO: I can identify pounds (£) and pence (p)  
I worked independently 0  
I needed some support 0  
I needed a lot of support 0

8<sup>th</sup> November

★	Success Criteria	★	Mr D
1	I can identify all the coins and their value.		
2	I can recognise the pound and pence symbols.		
3	I can match coins to their written form.		

Coin Recognition Labelling Activity

Jacob has lots of different coins in his piggy bank. Can you help him identify each coin?  
Look carefully at the pictures and then write or stick a label to show the coin's value.

















1p

2p

5p

10p

20p

50p

£1

£2

Challenge: Can you order these coins from smallest to biggest.

50p    2p    £1    1p    20p    10p

LO: I can identify pounds (£) and pence (p)  
I worked independently 0  
I needed some support 0  
I needed a lot of support 0

8<sup>th</sup> November

★	Success Criteria	★	Mr D
1	I can identify all the coins and their value.		
2	I can recognise the pound and pence symbols.		
3	I can match coins to their written form.		

Here are some coins.



Complete the sentences.

There are  1p coins.  
There are  2p coins.  
There is  5p coin.  
There are  10p coins.  
There are  20p coins.

Write < or > to compare the amounts.

a)   

b)   

# English

**Lesson objective:** I can build a bank of topic words by researching *Guy Fawkes*.

Go through the lesson presentation then complete the worksheet.



**Who is this?**

**What have you learned about him so far?**



## Activity 1:



Read the sheet about Guy Fawkes to find key facts about him.

# Guy Fawkes

## Who was Guy Fawkes?

Guy Fawkes was born in 1570 in York, England.

He joined a group that wanted to use gunpowder to blow up the Houses of Parliament in London, killing King James I and his government.

'The Gunpowder Plot' group was led by Robert Catesby.

They were found out on 4th November, 1605.

## What was the need for 'The Gunpowder Plot'?

King James had different religious beliefs to Guy Fawkes and his group. They felt that the King was treating them unfairly.

### Creating Bonfire Night

- King James wanted to celebrate because he survived the planned attack.
- He officially made the 5th of November Bonfire Night in Britain.
- Straw dummies were burned to show that no one could get away with hurting the king.

## What happened to Guy Fawkes and the other plotters?

Guy Fawkes was the expert and was found in charge of the gunpowder. He was questioned and tortured, then confessed.

All the men involved were imprisoned and were going to be killed for treason - plotting to kill the king.

Before Guy Fawkes could be hanged, he broke his neck and died in 1606.



# The Gunpowder Plot

## What is the Gunpowder Plot?

In 1605, Guy Fawkes and his 12 friends planned to blow up the government and King James I. This is called the Gunpowder Plot.

## Why did they want to attack them?

They thought that the English government was treating Roman Catholics unfairly. King James was a Protestant and had done nothing to stop it.

Led by Robert Catesby, the group thought the best thing to do was to blow them up with gunpowder!



### Guy Fawkes

- Born in 1570 in York, England
- Lived in Spain
- Fought for Catholic rights
- An expert in gunpowder and was found with it
- Was questioned, tortured and confessed
- Fell and broke his neck before he was going to be hanged

## Did the plan work?

The plan did not work. Guy Fawkes and his friends were put in prison and killed for treason.

## Why celebrate?

King James had lived through it and wanted to celebrate. He made November 5th an official celebration in Britain!

The burning straw dummies became a reminder that no one can get away with plotting to kill the king.



LO: I can build a bank of key words to expand my vocabulary

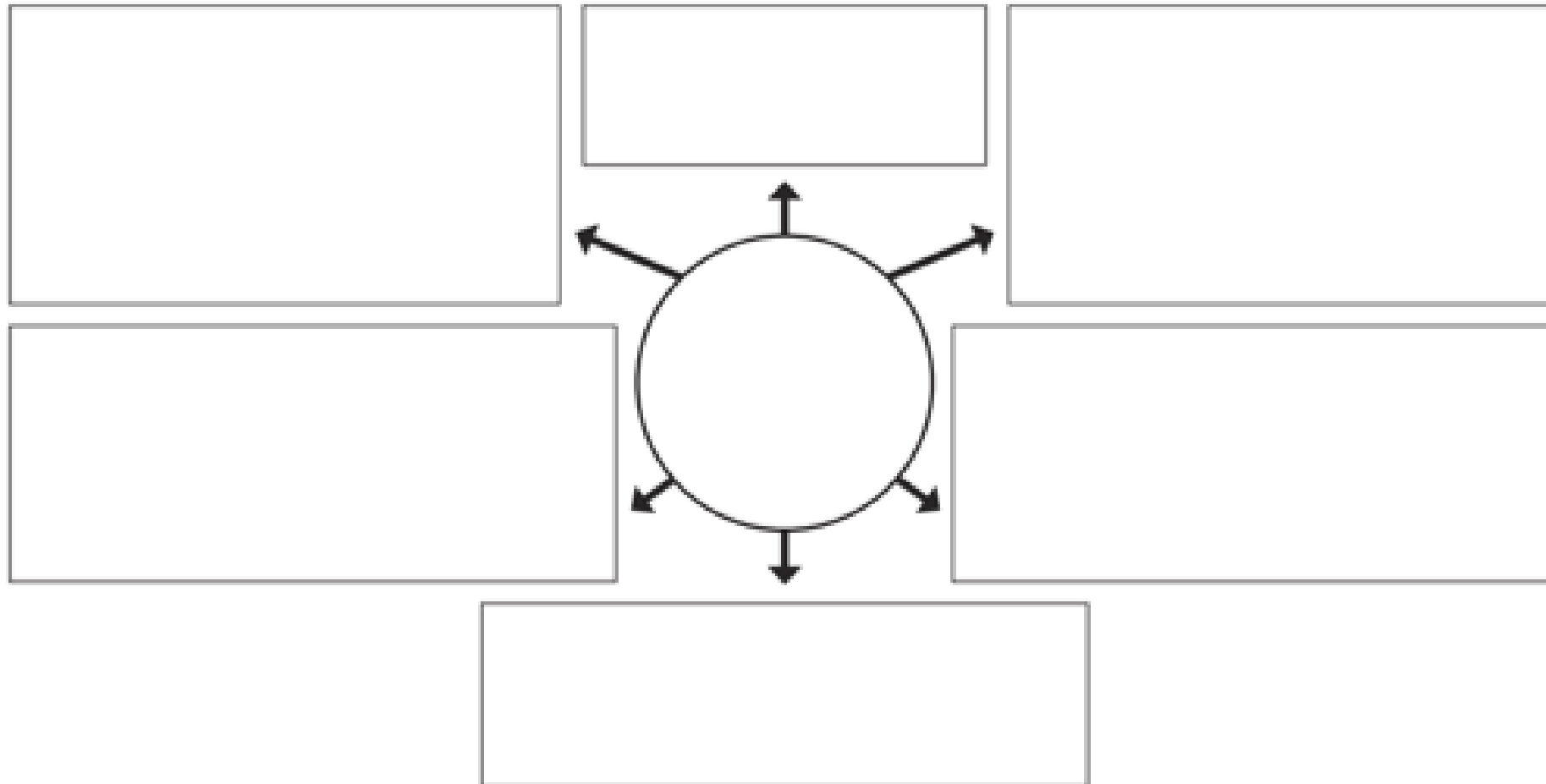
8th November

I worked independently 0

I needed some support 0

I needed a lot of support 0

★ Success Criteria ★		Mr D
1	I can use a word bank to build my vocabulary	
2	I can identify topic-related words and facts from texts	
3	I can build a bank of facts independently	



# Topic

**Lesson objective:** I can find out about how the Gunpowder Plot started and some of the problems the plotters encountered.

Go through the lesson presentation then complete the worksheet.

## Aim

- ▶ I can find out about how the Gunpowder Plot started and some of the problems the plotters encountered.

## Success Criteria

- I can talk about who some of the Gunpowder plotters were, why and how they wanted to carry out their plan.
- I can imagine and act out what the plotters may have talked about when they were planning their Gunpowder Plot.



# What Happens on November 5<sup>th</sup>?



On 5<sup>th</sup> November each year, people in the United Kingdom often watch firework displays and light bonfires.




1. Have you seen fireworks before?
2. What do you think about them?
3. Do you know **where** this is happening?

Let's start to find out **why** this happens every year...

Photo courtesy of Gigling Gigi (@flickr.com) - granted under creative commons licence - attribution

# The Start of the Gunpowder Plot

It is the year 1605 in London. A group of young Catholic men meet to talk about their worries and how angry they are that King James I is punishing Catholic people in England.



**London in 1605**




# The Start of the Gunpowder Plot

The men often meet in secret in London. They know that the King opens Parliament every year. The King will be here in November 1605. They decide to blow up the houses of parliament when the king is inside! They are going to use many barrels of gunpowder to do this.





# Who Are the Plotters?





We have many barrels of gunpowder. We can keep them at my house... but how will we get it to the Houses of Parliament?

# A Problem for the Plotters



The men have a problem. How are they going to get the gunpowder into the Houses of Parliament?

What do you think they should do? What are they saying to each other?

# What Happened Next?

Thomas Percy, who is a royal bodyguard, moves to a house not far from Parliament.

The men start digging a tunnel from the house underneath the Houses of Parliament. They dig at night to avoid anyone hearing them.

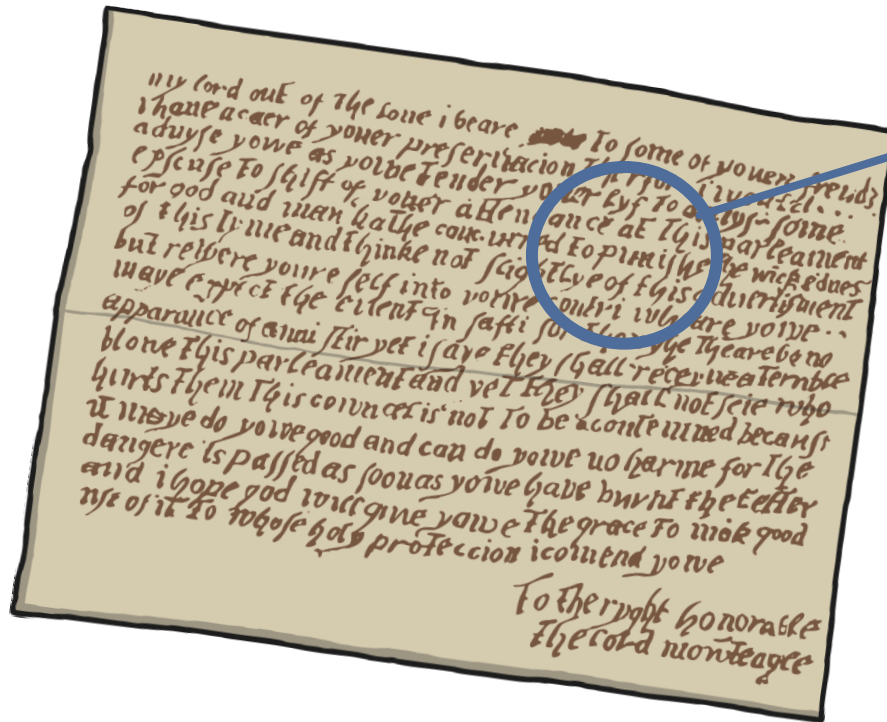
Then - a stroke of luck! Thomas Percy is allowed to rent a space in a cellar directly underneath the Houses of Parliament, right under where the King would be sitting! They don't need to dig a tunnel anymore.

Guy Fawkes pretends to be Percy's servant and starts moving barrels of gunpowder into the cellar and hides them. Altogether he puts **36 barrels** in the cellar.



# What Happened Next?

Then, just days before they are ready to blow up Parliament, the plotters discover another problem! On 26<sup>th</sup> October 1605, Lord Monteagle, who is a Catholic, receives an unsigned letter that warns him not to go to the opening of Parliament on the **5<sup>th</sup> November**. This is what part of it says:



“My Lord, out of the love I bear to some of your friends, I have a care of your preservation, therefore I would advise you as you tender your life to **devise some excuse to shift your attendance at this parliament...** I say they shall receive a terrible blow this parliament and yet they shall not see who hurts them...”



# The Plotters Role Play












A servant of Lord Montague tells the plotters that someone has written a letter about their plan.

What are they saying to each other now?

On your worksheet, write what you think the plotters are talking about.

# Spellings

Go through the spellings, then read, cover and check your work!

Date: w/c 8 <sup>th</sup> November		This week's theme: The sound /l/ spelt with '-el' at the end of words					
Parents/ <del>Copiers</del> , please help your child(ren) to learn these spellings by saying them in a sentence, so they understand the meaning. Another helpful strategy is to display these spellings somewhere where your child will see them often.							
Look  Cover 	Say 	Write 	Check 	Write 	Check 	Write 	Check 
camel							
tunnel							
squirrel							
travel							
towel							
tinsel							
bagel							
hazel							
vowel							
jewel							

# Reading

Read your school home reading book with an adult or someone else!

Then ask them to write in your reading record.