

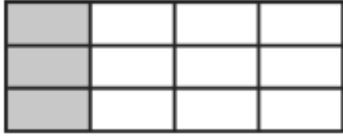

Thursday 15th July 2021

Lesson Objective: To recognise and show equivalent fractions.

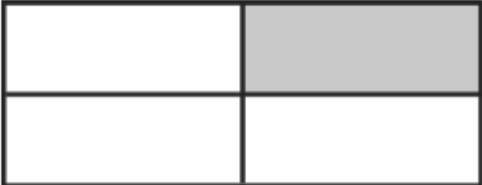

★ Success Criteria ★		Me	Miss B
★	I can recognise equivalent fractions of $\frac{1}{2}$ and $\frac{2}{4}$		
1	I can shade shapes to be the equivalent of another shape		
2	I can write the fractions of shapes and match to their equivalent fractions		
3	I can use my knowledge of timestables to solve equivalent fractions		
GD	To complete mastery questions		


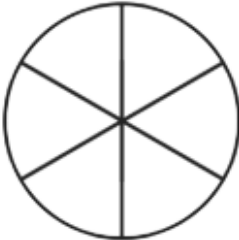
Red



These fractions are equivalent. The rectangles are the same. The amount shaded is equivalent.


$\frac{3}{12}$  =  $\frac{1}{4}$

Shade the second shape to be equivalent to the first and write the equivalent fractions.

 $\frac{1}{4}$ =  —



 $\frac{2}{3}$ =  —

 $\frac{4}{10}$ =  —

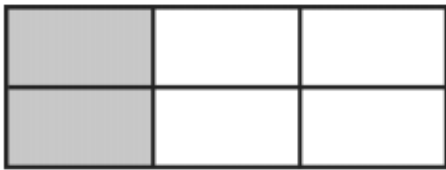
 — =  —

Yellow

These fractions are equivalent. The rectangles are the same. The amount shaded is equivalent.



$\frac{4}{6}$  =  $\frac{2}{3}$

Write the fraction of each shape that is shaded and draw a line to match equivalent fraction.





—

—





—

—





—

—



—

—



—

—

