
























Tuesday – Literacy

I want to go to the seaside

https://www.youtube.com/watch?v=URU_xUt5_HY

Phonics • Recap Phase 2 sounds

My Phase 2 Sound Mat

s 	a 	t 	p 	i 	n 	m 	d 
g 	o 	c 	k 	ck 	e 	u 	r 
h 	b 	f 	ff 	l 	ll 	ss 	

Phonics • Recap Phase 3 sounds

j 	v 	w 	x 	y 	z 	zz 	qu 
ch 	sh 	th 	ng 	ai 	ee 	igh 	oa 
oo 	oo 	ar 	or 	ur 	ow 	oi 	ear 
air 	ure 	er 	<h2>My Phase 3 Sound Mat</h2>				

Phonics • Recap Phase 4 sounds

Phase 4 Blends and Clusters

st



nest

nd



hand

mp



lamp

nt



tent

nk



ink

ft



gift

sk



tusk

lt



belt

lp



help

lf



shelf

lk



milk

pt



script

xt



text

tr



tree

dr



drink

gr



grandpa

cr



crab

br



brush

fr



frog

bl



black

fl



flag

gl



glasses

pl



plum

cl



clown

Phonics

- Recap Phase 4 sounds

Phase 4 Blends and Clusters

sl



sleep

sp



spoon

st



starfish

tw



twins

sm



smell

pr



printer

sc



scarf

sk



skunk

sn



sniff

nch



bench

scr



screen

shr



shrimp

thr



thread






















str



string

Phonics • Recap Phase 5 sounds

My Phase 5 Sound Mat

ay 	ou 	ie 	ea 	oy 	ir 	ue 	ue 
aw 	wh 	ph 	ew 	ew 	oe 	au 	ey 
a-e 	e-e* 	i-e 	o-e 	u-e 	u-e 		

*even

100 High frequency Words

the	that	not	look	put
and	with	then	don't	could
a	all	were	come	house
to	we	go	will	old
said	can	little	into	too
in	are	as	back	by
he	up	no	from	day
I	had	mum	children	made
of	my	one	him	time
it	her	them	Mr	I'm
was	what	do	get	if
you	there	me	just	help
they	out	down	now	Mrs
on	this	dad	came	called
she	have	big	oh	here
is	went	when	about	off
for	be	it's	got	asked
at	like	see	their	saw
his	some	looked	people	make
but	so	very	your	an

At the Seaside Writing Activity

Write a sentence about each of the seaside pictures.
Use the boxes at the top to help you.

rock pool



bucket



shell



starfish

beach



beach ball



sound it out



finger spaces



full stop





At the Seaside Writing Activity

Write a sentence about the seaside picture.
Use the boxes at the top to help you.

 spade	 sandcastle	 sun cream	 bucket	 sound it out
 towel		 deck chair		 finger spaces
				 full stop

