

East Ayton Primary – Year 1

IMPORTANT! Parent or Carer – Please read this page with your child and check that you are happy with what they have to do and with any weblinks or use of the Internet required.

1. Story time

Watch Michael Rosen read aloud his story *We're Going on a Bear Hunt* at <https://www.youtube.com/watch?v=0gyI6ykDwds&t=102s>

2. Sequence events from the story

- Cut out the *Picture Prompts* and correctly sequence the challenges the family have to face in *We're Going on a Bear Hunt*.
- Say which you think is the very worst of these challenges and why.

3. Create a story map



Create a labelled story map for *We're Going on a Bear Hunt*.


- Look at the example picture of a *Bear Hunt* story map and then create your own on a large piece of paper.
- Label the different parts of your map with words or phrases (*grass; thick mud; a very deep, dark cave, etc.*)
- Use your fingers or small world figures to 'be' the family travelling on their bear hunt and act out the story, using as many of the book's words and expressions as you can.

Now try these Fun-Time Extras


- Use *What I Find a Bit Scary* to tell people about things that sometimes frighten you.
- If you were going on a real bear hunt, what useful things would you take with you in your rucksack? On *Bear Hunt Essentials*, draw three things that would be really good to take and describe these.

Picture Prompts





What I find a bit scary



A large rectangular area for writing, framed by a decorative border of colorful puzzle pieces. The area is divided into eight horizontal lines for text entry.

Bear Hunt Essentials

Item	Why it would be useful
	<hr/> <hr/> <hr/> <hr/> <hr/>
	<hr/> <hr/> <hr/> <hr/> <hr/>
	<hr/> <hr/> <hr/> <hr/> <hr/>