

Theme Park



Year 6 Project Pack: Theme Park

During this project, you will:

Develop your problem-solving and thinking skills.

Make decisions and choices.

Strengthen your ability to work collaboratively within a team.


Use a range of mathematical and literacy skills.

Have fun!



Lesson 3: Running Your Theme Park

Now that the building work on your theme park is well underway and your brochure is prepared, it's time to make some business decisions about costs and prices.



How much will it actually cost for your theme park to operate?

It's time to do some calculations...

Estimating Running Costs

To open your theme park on a daily basis, you and your business partners will incur certain costs.


Can you think what these might be? What will you need to pay out for the business to operate?

Staffing



Paying people to work at the park.
Who might this include?

Maintenance Costs



Paying to keep all the rides and attractions safe and functional.

Electricity




Paying to power your rides, attractions and amenities.

Stock for Food Outlets



Paying for the ingredients to make the food that you will sell.

Liability Insurance



Paying an insurance premium in case anyone gets hurt or injured while working or visiting the theme park.

Creating a Running Cost Estimate

You need to work out potential weekly running costs for the park and make sure you have enough money in your budget to cover at least two weeks of operating costs. Hopefully, after that time period, the business will start to make a profit and cover its own costs.

Different rides, attractions and amenities will all need to be covered by staff of different levels. The costs shown are per ride/amenity or attraction – you will need to work out how many of each you have in your theme park.

Maintenance and cleaning staff will need to be employed also to keep the theme park environment operational, clean and safe for your customers.

Other running costs will also be incurred on a daily basis. These costs are shown on your Running Costs Activity Sheet.



What Are Our Park Running Costs?

Look at the table on your Running Costs Activity Sheet.

Estimated Running Costs

Work out the estimated running costs for your theme park.

Type of Ride/Amenity/Attraction	Staffing Costs	Electricity, Maintenance, Repair or Other Costs	Numbers in Park	Total Cost
Thrill-seeker Ride	£800 a week	£300 a week		
Family Ride	£500 a week	£200 a week		
Water Ride	£500 a week	£150 a week		
Children's Ride	£300 a week	£100 a week		
Other Attractions	£200 a week	£50 a week		
Toilet Blocks	£100 a week for cleaning	£50 a week		
First Aid Booth	£400 a week	£50 a week		
Entrance Turnstile	£500 a week	£50 a week		
Food Outlets	£2000 a week	£2000 a week (to include ingredients and other stock)		
Other Park, Maintenance and Cleaning Costs	£4000 a week			
Liability Insurance	£10 000 a week			
	Overall Total:			

Remember: you will still need funds to invest in marketing your park once the build costs and two weeks of running costs are taken out of the business loan.

Reflection

How does your running cost estimate look?

How much of your remaining business loan budget will be needed over the first two weeks of operation?

What is your biggest outgoing expense? Why?

Do you need to reconsider the rides and attractions that you are building on your park? How much money is left to market your new business venture?

Challenge Question: What would be your running costs for a whole year?

