



EAST AYTON PRIMARY SCHOOL

Hi Class 2,

I hope you and your families are all staying safe and well.

Unfortunately, we've come to the last week of the school year and your last week in Class 2. I'd like to begin by thanking all of you so much for all of your hard work this year; it has been my absolute pleasure to teach you all and you've all made me so proud by how far you've come in the short time we had together. I've really missed you all being in my class but I can't wait to see you all again!

















As always, please see the last home learning activities below. Again, if you would like further educational resources over summer, here is a link to the [Year 2 BBC Bitesize](#) page.

Have a wonderful summer!

Kindest regards,

Mr Dente

**Science:** Since the weather has been so beautiful, I'd like you to do some outside learning this week. If possible, I'd like you to go on a walk and try to complete the scavenger hunt below by ticking off the items that you've found. Before you touch anything, make sure you ask an adult if it's safe to touch it and if you find any small creatures or insects be sure to keep their habitat safe!

smooth leaf  <input type="checkbox"/>	spiky leaf  <input type="checkbox"/>	twigs on the ground  <input type="checkbox"/>	rocks  <input type="checkbox"/>
soil  <input type="checkbox"/>	smooth bark  <input type="checkbox"/>	rough bark  <input type="checkbox"/>	nuts or seeds  <input type="checkbox"/>
fruit or berries  <input type="checkbox"/>	red flowers  <input type="checkbox"/>	yellow flowers  <input type="checkbox"/>	white flowers  <input type="checkbox"/>
flying insect  <input type="checkbox"/>	ants  <input type="checkbox"/>	caterpillar  <input type="checkbox"/>	butterfly  <input type="checkbox"/>

**Art:** Hopefully some of you have seen your sunflowers sprout. If not, we're going to create our own Sunflowers this week in art so don't worry.

Firstly, I'd like you to research Vincent Van Gogh's Sunflowers painting. How does it make you feel? What season does it remind you of?

Secondly I'd like you to create your own piece of art using sunflowers. Here's some suggested instructions below.

You will need:

- Yellow or white paper
- Yellow paint
- Brown or black tissue paper
- Black or green card - if you don't have coloured card, you can always just colour paper.



1 Cut a saucer sized circle out of the brown or black card.



3 Once dry cut out the hand prints. Then stick them around the edge of the circle, making sure that they overlap slightly.



2 Using yellow and light orange paint, print hand prints onto the yellow or white paper. Do this until you have enough to go around the edge of the circle, then leave to dry.



4 Once dry, put PVA glue in the middle of the black circle and use this to stick scrunched up tissue paper. Do this until the circle is completely covered, then leave to dry.



5 Using PVA glue add a strip of green card to the back of the black circle to create the stem, then leave to dry.

**English:** Your English task, this week, is to create a Year 2 Memories Scrapbook. I'd like you to write, in full sentences, about:

Your favourite memories in Class 2.

Who your best friends are.

What is your favourite part of school? Why?

What was your favourite topic? What did you learn?


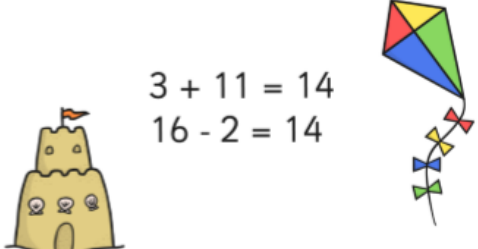




What will you miss about school the most?

What you're proud of achieving. Maybe you did a superb drawing, read harder books, enjoyed a science experiment or became better at your times tables.

What do you want to do next year? What would you like to achieve?

Remember, you can include drawings.

**Maths:** Have a go at these summer-themed maths problems. Remember to think about what the problem tells you, what you need to know and the methods you know to find it out.

<p>Put 15 rocks in 3 buckets. Each bucket must have 3 more rocks than the one before.</p>  <p>twinkl</p>	<p>How many different ways can you make 14?</p> $3 + 11 = 14$ $16 - 2 = 14$  <p>twinkl</p>
<p>Put one flower in each vase.</p>  <p>How many different ways are there to do this?</p> <p>twinkl</p>	<p>Decorate three sandcastles with 21 shells. Each sandcastle must have 4 more shells than the one before.</p>  <p>How many different ways are there to do this?</p> <p>twinkl</p>
<p>Tom has 24p. How could he spend it?</p>  <p>2p      5p      4p</p> <p>How many different ways can you find?</p> <p>twinkl</p>	<p>Tom, Stephen and Jamie are in a line. They each have one ice lolly. There is an orange, a yellow and a red lolly.</p>  <p>Tom is in the middle with a yellow lolly. Jamie is on the left and does not have a red lolly. Where is Stephen and what colour ice lolly does he have?</p> <p>twinkl</p>

## Spelling

Look and say	Look, say and write	Cover and write	Check and write again
beautiful			
after			
fast			
last			
past			

Fill in the missing word.

1. The flowers are \_\_\_\_\_ .
2. I ran really \_\_\_\_\_ .
3. It is half \_\_\_\_\_ six.
4. I was \_\_\_\_\_ to get to the classroom.
5. We are doing maths \_\_\_\_\_ breaktime.

Write your own sentences using:

1. beautiful
2. after
3. fast
4. last
5. past

