

Hello everyone,

I can't believe it's this time already! I have absolutely adored being your teacher this year. I am so proud of every single one of you. You are superstars.

Here is the last letter for home learning. If you're looking for ideas over summer BBC Bitesize will continue to post learning ideas and lessons daily until 24<sup>th</sup> July that can be accessed at <https://www.bbc.co.uk/bitesize/levels/z3g4d2p>. In preparation for Year 2 you may also want to look up the year 2 objectives on the national curriculum available for free online just to give an idea of expectations as they move up. Thank you to parents for all your support this year, it's hugely appreciated.

### Maths: describing direction

Practise finding your left and right hand (look for the L). Can you create directions to follow to get to a specific spot? E.g. left 3 steps, forward 2 steps, right one step. You could do a treasure hunt in the garden! Below are some more ideas from White Rose Maths.

#### Describe Position (1)

##### Notes and Guidance

Children use 'left', 'right', 'forwards' and 'backwards' to describe position and direction. They will describe the position of objects and shapes from different starting positions.

You could use board games such as Snakes and Ladders and Twister to explore positional language.

Where possible, this concept should be explored practically.

##### Mathematical Talk

What are the different directions we can move in?

How would I get to the .....?

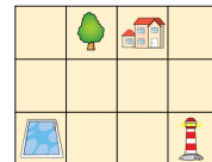
How could you describe the movement?  
How could we record the movement?

How would I get from the ..... to the .....?

##### Varied Fluency

Use cones to mark out a route for a partner. Describe the route your partner needs to take using the words 'left', 'right', 'forwards' and 'backwards'.

Use a grid to move a bot to different places. Use the words 'left', 'right', 'forwards' and 'backwards' to describe the movements.



Complete the sentences using 'left' and 'right' to describe the position of the coins.



The £1 coin is to the \_\_\_\_\_ of the 1p coin.  
The 50p coin is to the \_\_\_\_\_ of the 1p coin.  
The 2p coin is to the \_\_\_\_\_ of the 50p coin.

Turns: Can you extend your learning by talking about turns? Use the terms half turn, quarter turn and three-quarter turn. Here is a problem solving question you could try, the possible answers are in red (you can use anything with a distinct shape, doesn't have to be numicon).

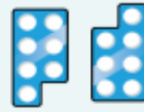
Alex turns her number shape and it finishes facing this direction.



What direction could it have started facing?

What turn could it have made?

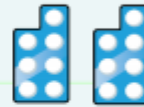
A half turn.



A quarter turn



A whole turn



A quarter turn



A three-quarter turn



A three-quarter turn



### Reading: poetry/ rhyme

Can you read this lovely poem all about moving to the next year group? I want you to circle all the words that rhyme. If you're feeling super brainy you could use your phonics to put the sound buttons on too!

Once you have found the rhyming words, can you think of any more that will rhyme?  
Like: fast, past, last, blast.

Can you draw a picture to illustrate the poem?

# Moving On

Time is flying quickly and you are growing fast,  
I can't believe this year has gone and now is in the past.

We've had so many lovely times; with fun along the way,  
Your smile has always cheered me up on each and every day.

So remember you're fantastic; a little shining star,  
Go forward and just be yourself, just perfect as you are!

**English:** scrapbook of memories

I'd like for you to create a Year 1 Memories Scrapbook. Some children may want to draw or write key phrases like names and simple words, others can be using full sentences properly punctuated. For a challenge, can you use different punctuation like an exclamation mark, try joining sentences with 'and' 'but' 'so'?

Include your favourite memories in Class 1 such as:

Who your best friends are.

What is your favourite part of school? Why?

What was your favourite topic? What did you learn?

What will you miss about school the most over Summer? What will you miss about year 1?

What you're proud of achieving this year- this can be in school or out of school.

What do you want to do next year? What would you like to achieve?

Is there anything you think Mr Dente should know about you? Maybe what your favourite football team is or your secret talent?

**DT/ Art/ History/ PSHE:** time capsule

Can you find out what a time capsule is?

Samuel Pepys (who we learnt about in Spring) made a time capsule by burying his belongings in the garden. He chose to bury some cheese!

I'd love for you to make a time capsule showing what is special to you. In this capsule gather all your favourite things, this could be toys, precious photographs, pieces of writing or work you're proud of, handprints etc. You could even make models of favourite places or visit them if you can. There's a short questionnaire attached to give some ideas. These are all the special things that make you, you! Once you have collected them, talk to your grown up about what you've gathered and why. Pop them into an old cardboard box you have decorated to make beautiful and place it somewhere safe.



Hope you have a fantastic summer.

Miss you all,

Miss Walker

# Time Capsule for Kids

Fill in  
the Year



Name: \_\_\_\_\_

Age: \_\_\_\_\_

Favorite book: \_\_\_\_\_

Favorite movie: \_\_\_\_\_

Favorite TV show: \_\_\_\_\_

Favorite character/celebrity: \_\_\_\_\_

Favorite song on the radio: \_\_\_\_\_

Food I most recently ate: \_\_\_\_\_

Favorite activity: \_\_\_\_\_

Favorite clothing item: \_\_\_\_\_

Favorite toy or game: \_\_\_\_\_

Current height: \_\_\_\_\_

Teacher this year: \_\_\_\_\_

Favorite subject in school: \_\_\_\_\_

What I want to be when I grow up: \_\_\_\_\_

Place I want to visit someday: \_\_\_\_\_

Person I admire: \_\_\_\_\_

Funny quote or thing I often say: \_\_\_\_\_

Most fun thing I did this past year: \_\_\_\_\_

Biggest accomplishment this year: \_\_\_\_\_