

Hello everyone in Class R.


News Updates:

I hope you have all enjoyed the half term holidays. The weather continues to be great, so it has been nice to spend time with my family in the garden.

This half term our focus is Under the Sea.

This week:

Area of Learning	Objective	Learning Opportunity/ How to do it ...																																															
<p>Phonics</p> <p>Continued from last week</p> <p>Also, this week practise saying the phonemes and digraphs (two letters that make one sound)</p> <p>Focus on the trigraph 'igh' (three letters that make one sound)</p>	<ul style="list-style-type: none"> <li>• Learn names of letters</li> <li>• Say the letter sounds</li> </ul> <p>Continue with this each week, as it takes children a while to remember the names of the letters as well as the sounds. It's also good to play games like eye spy.</p>	<p>Letters are like you and me, they are important and have names. We say them like when we sing the alphabet. They also make sounds and that helps us to read when we say them in isolation or when we blend them together to make words.</p> <p>Practise saying the names and sounds of the alphabet letters.</p> <table border="1" data-bbox="1010 1115 1353 1335"> <tbody> <tr><td>Group 1</td><td>s</td><td>a</td><td>t</td><td>i</td><td>p</td><td>n</td></tr> <tr><td>Group 2</td><td>c</td><td>k</td><td>e</td><td>h</td><td>r</td><td>m</td><td>d</td></tr> <tr><td>Group 3</td><td>g</td><td>o</td><td>u</td><td>l</td><td>f</td><td>b</td></tr> <tr><td>Group 4</td><td>ai</td><td>j</td><td>oa</td><td>ie</td><td>ee/or</td></tr> <tr><td>Group 5</td><td>z</td><td>w</td><td>ng</td><td>v</td><td>oo/oo</td></tr> <tr><td>Group 6</td><td>y</td><td>x</td><td>ch</td><td>sh</td><td>th/th</td></tr> <tr><td>Group 7</td><td>qu</td><td>ou</td><td>oi</td><td>ue</td><td>er</td><td>ar</td></tr> </tbody> </table> <p>Can you now think of some words that have the 'igh' sound? Examples: night, tight, light, etc.</p> <p>Can you write a list of 'igh' words?</p>	Group 1	s	a	t	i	p	n	Group 2	c	k	e	h	r	m	d	Group 3	g	o	u	l	f	b	Group 4	ai	j	oa	ie	ee/or	Group 5	z	w	ng	v	oo/oo	Group 6	y	x	ch	sh	th/th	Group 7	qu	ou	oi	ue	er	ar
Group 1	s	a	t	i	p	n																																											
Group 2	c	k	e	h	r	m	d																																										
Group 3	g	o	u	l	f	b																																											
Group 4	ai	j	oa	ie	ee/or																																												
Group 5	z	w	ng	v	oo/oo																																												
Group 6	y	x	ch	sh	th/th																																												
Group 7	qu	ou	oi	ue	er	ar																																											
<p>Reading</p> <p>Children listen to stories, accurately anticipating key events and respond to what they hear with relevant comments, questions or actions. (ELG)</p>	<p>Read any book of your choice this week</p>	<p>Share the story several times with your child, encouraging them to talk about the setting, characters and events in each one.</p> <p>Discuss any questions that your child may have and support them to make</p>																																															


		<p>comparisons between different texts.</p> <p>Encourage your child to join in with actions to accompany different parts of each story. Talk to your child about how stories have a beginning, middle and end.</p> <p>Model creating a story map by drawing pictures to show what happens in each section of the story and discuss language conventions associated with the beginning and end.</p>
<p>Writing</p> <p>Also, this week ...</p> <p>Write simple sentences which can be read by themselves and others. Some words are spelt correctly and others are phonetically plausible. (ELG)</p>	<ul style="list-style-type: none"> <li>• Upper/Lower Case Letters</li> </ul> <p>Ask your child to draw a picture showing their favourite activity during their school holiday.</p> <p>Help your child to compose an appropriate number of sentences about their picture for their ability.</p> <p>Support your child to break each sentence into words and record the sounds they can hear for each one.</p> <p>Draw attention to tricky words that the children are familiar with and help them to spell these correctly.</p>	 <p>Remember the five point check.</p> <p>Your sentence should include:</p> <ul style="list-style-type: none"> <li>• Capital letter</li> <li>• Full stop</li> <li>• Finger spaces</li> <li>• Does it make sense?</li> <li>• Add a conjunction</li> </ul> <p>Please remember that all children learn at different speeds, so be guided by them.</p> <p>Some children will draw a picture and will need you to scribe for them and others may be able to write their own sentence and include a conjunction (and or because)</p>

	Support your child to use capital letters and full stops accurately.	to extend their sentence.  The most important thing is to have lots of fun and give positive praise and encouragement.
<p>Maths</p> <p>Solve problems, including doubling, halving and sharing. (ELG)</p>	<ul style="list-style-type: none"> <li>I can solve problems, including doubling, halving and sharing.</li> </ul>	Continue with this – see the sheet at the end of the letter.
Malleable	<ul style="list-style-type: none"> <li>Playdough</li> </ul>	
<p>Art and Craft</p> <p>Create simple representations of events, people and objects. (40-60)</p>	<ul style="list-style-type: none"> <li>Paint or draw a picture</li> </ul>	Paint or draw a picture of something you have enjoyed doing during the holiday week.
<p>PE</p> <p>Know the importance for good health of physical exercise, and a healthy diet, and talk about ways to keep healthy and safe. (ELG)</p>	<ul style="list-style-type: none"> <li>Develop active movement games</li> </ul>	<p>How many balls can you throw into a bucket?</p> <p>How far can you dribble a football? Can you measure the distance?</p>

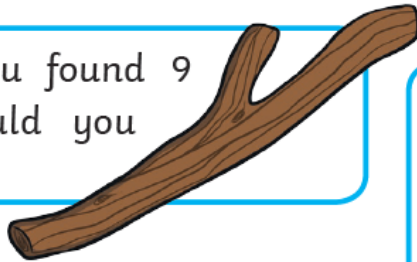
# Solving Problems - Doubling

## Home Learning Challenges

If a ladybird has 4 spots on one side and 4 spots on the other side, how many does she have in total?  
Double 4.




Collect 9 sticks. If you found 9 more, how many would you have altogether?



Draw 7 caterpillars on a large leaf. Double the amount. How many caterpillars are there in total? Draw all the caterpillars and count them to check.

Collect 3 leaves outside. Collect 3 more. How many do you have altogether?



Enjoy the rest of your week and have fun learning together.

Stay safe, stay well and keep smiling!

Mrs Nellist

