


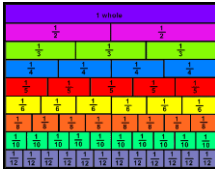





Year 5 Home Learning (Sheet 6)

I have been hearing about all the fantastic work you have been doing and can't wait to see it when we are back at school. I hope you have had a lovely week.

<p>Maths</p>	<p>Addition, subtraction, division and multiplication</p> <p>To recap your knowledge of fractions</p> <p>To recap your knowledge of equivalent fractions and finding fractions of amount</p>	<p>Maths Starter: Play 'Guardians of the Galaxy' BBC Bitesize KS2 games</p>  <p>Complete the 'Daily 10' on the Topmarks website. Select 'Level 5'. Select 'fractions' and try the different questions. Type into google 'Topmarks Daily 10' if the link is not working.</p>  <p>Use the link to watch a video and play games that recap how to complete questions relating to equivalent fractions.</p>  <p>Then answer the questions in the boxes below. They gradually get a little trickier.</p> <div style="border: 2px solid green; padding: 5px; display: inline-block; width: 200px;"> <p>Make your own fraction wall. You could draw it or even make it using things you can find at home.</p>  </div> <div style="border: 2px solid yellow; padding: 5px; display: inline-block; width: 150px; margin-left: 10px;"> <p>2/5 of 35 4/6 of 18 7/8 of 56 1/4 of 60 2/3 of 15 5/8 of 40 2/9 of 36 4/6 of 24 1/7 of 49 2/8 of 64</p> </div> <div style="border: 2px solid red; padding: 5px; display: inline-block; width: 200px; margin-left: 10px;"> <p>Sarah entered a 500-word story competition. She wrote her story over three evenings. On the first evening, she wrote 2/5, on the second evening she wrote 3/10, and on the third evening she wrote the rest.</p> <p>How many words did she write on the first evening?</p> <p>How many words did she write on the second evening?</p> <p>How many words did she write on the third evening?</p> </div>	<p>https://www.bbc.co.uk/bitesize/topics/zd2f7nb/articles/zn2y7nb</p> <p>https://www.topmarks.co.uk/maths-games/daily10</p> <p>https://www.bbc.co.uk/bitesize/articles/zv798xs</p>
---------------------	--	---	--

<p>English</p>	<p>To recap your knowledge of apostrophes</p>	<p>English starter: Follow the link to recap your knowledge of 'apostrophes'. Type into google 'BBC bitesize apostrophes home learning PY5 KS2' if the link is not working.</p> <p><i>Apostrophes are used for when we make words shorter and join them together (contractions) and we also use them to show things belong to use/others (possession).</i></p> <p>Write a silly story about your first day back at school that includes as many words with apostrophes as possible. Use apostrophes for contractions and possession.</p>  <p>Play this game to recap your knowledge of grammar, punctuation and spelling. Can you create your own game to help someone learn a new grammar concept? What is the game you have created? You could have a spelling bee at home and battle it out to see who is the best speller!</p>  	<p>https://www.bbc.co.uk/bitesize/articles/zdsthbk</p> <p>https://www.bbc.co.uk/bitesize/topics/zkbf4j/articles/zbm8scw</p>
<p>Reading</p>	<p>To write a book review</p>	<p>Listen to 'A Pocketful of Stars' being read. There are 3 activities for you to complete on the link about this book.</p>  <p>If you have any books in your house that you haven't read yet, try and read one this week. Write a review of the book when you have finished it: including how many stars you would give it, a summary of what happens and who it would be suitable for.</p>	<p>https://www.bbc.co.uk/bitesize/articles/zbtptg8</p>
<p>Science</p>	<p>Magnets</p>	<p><i>What are magnets? Why are they important? How can you make a magnet? Why do some poles repel, and others attract?</i> Think about these questions and answer them in the form of a poster. Find as many different magnetic objects in your house as you can. Follow the link to help you answer these questions and to investigate magnets further.</p> 	<p>https://www.bbc.co.uk/bitesize/articles/zftckmn</p>

DT

Year 5
bake-off

YEAR 5 BAKE OFF
Who is going to be star baker?



Research some delicious cake recipes. Choose a recipe that you think you would love to eat! Think about how you are going to decorate your cake - the theme is 'Under the Sea'. Collect the ingredients you need to bake the cake, decorate it and give it a go! I would love to see photos of your finished designs and we can choose a star baker when we are back. I have attached a recipe that I have used lots and is dead easy if this is your first bake. Good luck!



<https://www.bbcgoodfood.com/recipes/sponge-cake>