







Year 5 Home Learning (Sheet 5)

Hi, it's a beautiful sunny week and we hope you are managing to get outside a little more. Everyone at East Ayton is missing you lots, and we can't wait to be back in school together again. In other news: Joey has discovered the delights of blinds, he is big enough to jump in the sink, loves watching animal programmes on TV and even tried to help me with my planning



| | | | |
|--------------|--|---|--|
| <p>Maths</p> | <p>To recap knowledge of subtraction</p> | <p>Maths Starter: Play Stone Age Stu multiplication game. Create a board game that includes lots of times table questions and play it with someone in your house.</p>  | <p>https://mathsframe.co.uk/en/resources/resource/544/Stone-Age-Stu-Times-Tables</p> |
| | <p>To recap your knowledge of doubling and halving</p> | <p>Complete the 'Daily 10' on the Topmarks website. Select 'Level 5'. Select 'doubles and halves' and try the different questions. Type into google 'Topmarks Daily 10' if the link is not working.</p>  | <p>https://www.topmarks.co.uk/maths-games/daily10</p> |
| | <p>To recap your knowledge of area</p> | <p>Use the link to watch a video and play games that recap how to measure and calculate area. Type into google 'BBC bitesize home learning calculating area PY5' if the link is not working. Complete the tasks below. If you do not have access to a ruler, measure using your feet/hands/book (anything). You can give the measurement using this unit. Challenge: convert this to cm afterwards if possible.</p> <div style="display: flex; justify-content: space-around;"> <div style="border: 2px solid green; padding: 5px; width: 30%;"> <p>Calculate the area of a room in your house.</p> </div> <div style="border: 2px solid yellow; padding: 5px; width: 30%;"> <p>Calculate the area of an outdoor space.</p> </div> <div style="border: 2px solid red; padding: 5px; width: 30%;"> <p>Calculate the area of every room in your house and add them together</p> </div> </div> | <p>https://www.bbc.co.uk/bitesize/articles/zh9brj6</p> |

| | | | |
|----------------|--|--|--|
| <p>English</p> | <p>To recap your knowledge of similes and metaphors</p> <p>To write your own script.</p> | <p>English starter: Follow the link to recap your knowledge of 'similes and metaphors. Type into google 'BBC bitesize similes and metaphors home learning PY5 KS2' if the link isn't working.</p> <p>Write short descriptions of your family/friends/pets using similes and metaphors. Remember to include adjectives to make them really good.</p>  <p>You are going to write a script this week. You could turn a film you already know into a script or you could create your own story. Look at the template so you know how to set your script out. You could then try and act this out and even record it if possible. I-Movie is great for this if you have an ipad.</p> <p>Play script: I_Spy Cast: Mum, Dad, David and Megan.</p> <p>Scene 1 (The family is in the car on the way to the sea-side) David: (Whining) Dad, are we nearly there yet? Megan: (Shoves David) I'm getting fed up with you! Dad: (Angrily) Look, it's bad enough driving for two hours without having to listen to you two arguing. Mum: (Snappily) Be quiet you two, find something to do with yourselves. Megan: (Whining) But mum, I've read all my comics and done all my puzzles. David: I've read my comic too (whinees) AND I've listened to my story tapes. Mum: O.K. then, let's play I Spy for a while, you start, Megan. Megan: (Looks at David) I spy with my little eye something beginning with F. Scene 2 (Everyone looks tired) David: I give up, it's too hard, what do you spy beginning with F? Megan: (Pointing at David) F is for FOOL! Mum: (Frowning at Megan) Megan, that's nasty, apologise at once. Megan: (Quietly) Sorry. Your go. (A pause while David thinks, he looks very confused) David: I spy with my little eye something beginning with G. Scene 3 (Everyone look really tired again) Megan: This is too hard, tell us what you spied that starts with G. David: (Excitedly) Jumper! Mum: David that begins with J. Never mind, it's the right sound. Megan: (laughs) Never mind, David. (Dad slows down suddenly) Dad: Look everybody! (Pointing) I spy with my little eye something beginning with S (pauses) it's the sea and we're here at last!</p> | <p>https://www.bbc.co.uk/bitesize/articles/z4nybdm</p> |
| <p>Reading</p> | <p>To create a new front cover for a story.</p> | <p>Listen to Stephen Fry reading Percy Jackson and the Lightning Thief. There are then some questions to answer about the text using the link.</p> <p>Try creating a new front cover for this book or a different book in your house. Tell me who your favourite character is and why.</p>  | <p>https://www.bbc.co.uk/bitesize/articles/zkmkd6f</p> |
| <p>Science</p> | <p>Bug hotel</p> | <p>Can you create a bug hotel? Research the types of bugs you might find where you live. Research the type of environment they like to live in and then replicate this in your hotel. You can make your bug hotel using cardboard or wood (whatever you have access to). Some of the best ones I have seen have been made using a cardboard box!</p>   | <p>https://www.bbc.co.uk/newsround/49051965</p> |